



Pump Motors for Swimming
Pools, Spas & Jetted Tubs
Bulletin 1081



VGreen[®]
270



VGreen[®]
165



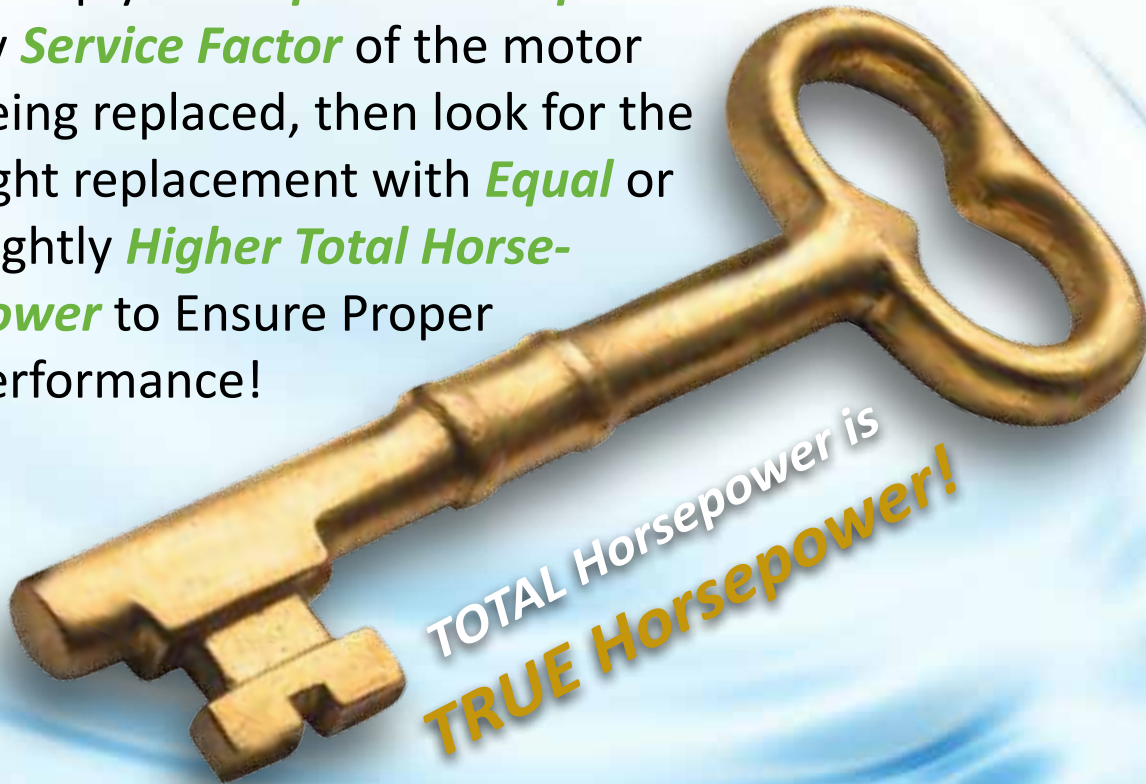
Centurion[®] PRO
PREMIUM POOL & SPA MOTORS

A Regal Brand

REGAL



The **Key** to Choosing the Correct Replacement Pool Pump Motor –

Multiply **Nameplate Horsepower** by **Service Factor** of the motor being replaced, then look for the right replacement with **Equal** or slightly **Higher Total Horsepower** to Ensure Proper Performance!





HP X SF = THP

THESE TWO MOTORS ARE NOT THE SAME

USQ1102		SQ1102	
THERMALLY PROTECTED		THERMALLY PROTECTED	
MOTOR MOD C48K2PA104A3	SER	MOTOR MOD C48L2PA103A3	SER
VOLTS 115/230	HP 1	VOLTS 115/230	HP 1
MAX LOAD AMPS 15.3/7.6	PH 1	MAX LOAD AMPS 19.2/9.6	PH 1
RPM 3450 FR 48Y HZ 60		RPM 3450 FR 48Y HZ 60	
	SF 1.25		SF 1.65
INSUL CLASS B AMB 50°C TIME RATING CONT.		INSUL CLASS B AMB 50°C TIME RATING CONT.	
TYPE UAC CENTURY		TYPE UAC CENTURY	
1 HP X 1.25 SF = 1.25 THP		1 HP X 1.65 SF = 1.65 THP	

THESE TWO MOTORS ARE THE SAME

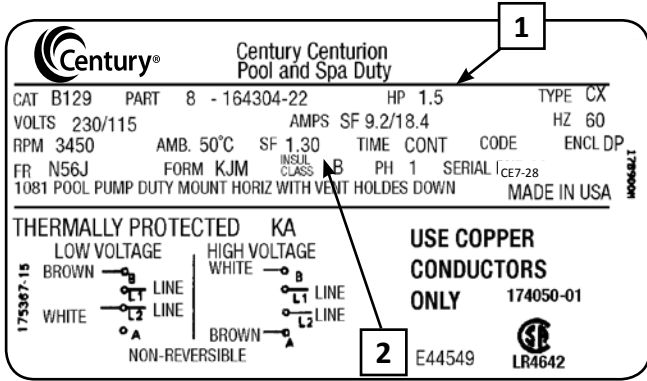
SQ1072		USQ1102	
THERMALLY PROTECTED		THERMALLY PROTECTED	
MOTOR MOD C48K2PA104A2	SER	MOTOR MOD C48K2PA104A3	SER
VOLTS 115/230	HP 3/4	VOLTS 115/230	HP 1
MAX LOAD AMPS 15.3/7.6	PH 1	MAX LOAD AMPS 15.3/7.6	PH 1
RPM 3450 FR 48Y HZ 60		RPM 3450 FR 48Y HZ 60	
	SF 1.65		SF 1.25
INSUL CLASS B AMB 50°C TIME RATING CONT.		INSUL CLASS B AMB 50°C TIME RATING CONT.	
TYPE UAC CENTURY		TYPE UAC CENTURY	
.75 HP X 1.65 SF = 1.25 THP		1 HP X 1.25 SF = 1.25 THP	

Contents

Pool and Spa Motor Replacement Guide.....	2-4
ECM Variable Speed Pool Motors.....	5-6
Two-Speed Pool Motors with Integrated Timer	7
Centurion PRO Motors.....	8
Guardian Single-Speed SVRS Motors	9
Two Compartment – C-Face Pool Motors.....	10-11
Centurion – C-Face Pool and Spa Pump Motors.....	12-14
Two Compartment – Square Flange Pool Motors	15-16
Centurion – Square Flange Pool and Spa Motors	17-18
Above Ground – Flex 48 Pool and Spa Motors.....	19
Waterway Replacement Spa Motors	20
Sta-Rite Direct Replacement Spa Motors	21
Hoffinger (Doughboy/Lomart) Replacement Motors	22
Pool Cleaner Motors	22
Purex Direct Replacement Motors.....	23
Pentair/Pac Fab Direct Replacement Motors	23
Special Direct Replacement Pump Motors	24
Hayward Northstar Replacement Motors.....	25
Hayward TriStar Replacement Motors.....	25
Three Phase Pool Pump Motors	26
Three Phase Square Flange Pool and Spa Motors	26
Three Phase (Squirrel Cage) Pool Pump Motors.....	27
Single Phase Jet Pump Motors.....	28-29
Commercial Pump Motors	30
Close-Coupled Pump Motors:	
Three Phase Drip-proof Rigid Base Motors.....	31-32
Three Phase TEFC Rigid Base Motors	33-34
Single Phase Drip-proof Rigid Base Motors	35
Speed Engineered® Motors	36-37
Foot Notes Index.....	38-39
Stock Motor Index.....	40-41
Statement of Warranty Policy.....	42
How to Read Date Codes on Motor Nameplates & Labels.....	42

Centurion Pool & Spa Square Flange & C-face Replacement Guide

Before using the Pool & Spa Motor Replacement Guide, you will need to know the horsepower (1), the service factor (2) of the original motor, and the name and/or the manufacturer of the pump on which the motor is used. The sample nameplate below shows the location of the horsepower and service factor.



Find your pump brand, listed in alphabetical order at the right. Read across from the pump name and find the group of Century® catalog motors that will mechanically fit. These groups are labeled “A” through “E”. The service factor for each horsepower is shown in these groups below. Match the manufacturer of the pump, the horsepower, and the service factor and you will have a suitable replacement motor.

Name of Pump OEM or Brand Name	Group
Americana, American Eagle	A
American Ultra-flow or Power Pump	C
Aqua Flo C-face	B
Aqua Flo Dominator	A,B,C
Arneson Pool Sweep	D
Hayward Northstar	E
Baker Hydro Hydron	A
Hayward Super Pump or Super Pump II	A
Hayward Max-Flo	A
ITT Marlow Argonaut	A
Jacuzzi Bros. Bronze	B
Jacuzzi Bros. Cygnet	C
Jacuzzi Bros. Plastic	A
Jacuzzi Bros. Magnum (E-Plus® columns only)	A
Letro	D
Pac Fab Challenger	C
Pac Fab Hydro Pump	B
Pac Fab Pinnacle	C
Polaris Vac-Sweep PB4 Booster Pump	D
Premier/Springwater	B
Purex/Hydrotech	A
Purex Whisperflo	C
Sta-Rite Dura-Glas or Max-E-Glas	C
Sta-Rite Dura-Glas II or Max-E-Glas II	C
Speck Pumps, Models 90, 98, 423, 433, 21-80	A
Wet Institute	B
Zodiac (Jandy) Stealth	A,C

Two-speed and three-phase motors available for most applications. Contact your distributor or Century® for more details.

Group “A”

C-face Threaded Shaft (56J)

Hp	Service Factor	Voltage	CENTURION®	
			Standard Efficiency Alum. Cat. No.	E-PLUS® Energy Efficient Alum. Cat. No.
1/2	1.60	230/115	B126	B657
3/4	1.00	230/115	B227SE	B657
	1.50	230/115	B127	B638
1	1.00	230/115	B228SE	B638
	1.40	230/115	B128	B654
1 1/2	1.00	230/115	B229SE	B654
	1.30	230/115	B129	B796
2	1.00	230/115	B230SE	B796
	1.20	230/115	B836	—
2 1/2	1.00	230	B130	B809
	1.20	230	B231SE	B809
3	1.15	230	B131	B818
4	1.25	230	—	B116

Group “B”

C-face Keyed Shaft (56C)

Hp	Service Factor	Voltage	Centurion®	
			Standard Efficiency Alum. Cat. No.	E-Plus® Energy Efficient Alum. Cat. No.
1/2	1.60	230/115	B120	—
3/4	1.50	230/115	B121	—
1	1.40	230/115	B122	B653
1 1/2	1.30	230/115	B123	B795
2	1.20	230/115	B835	—
	1.20	230	B124	B808
3	1.15	230	B125	B817

Group “C”

Square Flange

Hp	Service Factor	Voltage	CENTURION®	
			Standard Efficiency Alum. Cat. No.	E-Plus® Energy Efficient Alum. Cat. No.
1/3	1.95	230/115	—	—
1/2	1.30	230/115	B2852	—
	1.95	230/115	B2846	B845
3/4	1.25	230/115	B2852	—
	1.65	230/115	B2847	B2661
1	1.25	230/115	B2853	—
	1.65	230/115	B2848	B2841
1 1/2	1.10	230/115	B2854	—
	1.50	230/115	B2858	—
2	1.50	230	B849	B2842
	1.10	230	B855	—
2 1/2	1.30	230	B2748	B2843
	1.04	230	B2840	—
3	1.15	208-230	—	B2844

Group “E”

Northstar Hayward

Hp	Factor	Service Voltage	Cat. No.
3/4	1.85	208-230/115	SN1072
1	1.40	208-230/115	USN1102
1	1.85	208-230/115	SN1102
1-1/2	1.25	208-230/115	USN1152
1-1/2	1.60	208-230/115	SN1152
2	1.20	208-230/115	USN1202
2	1.35	208-230	SN1202
3	1.20	208-230	USN1302
3	1.60	208-230	SN1302

Group “D”

Pool Cleaner Replacement

Hp	Service Factor	Voltage	Shaft	Brand	Cat. No.
3/4	1.50	230/115	Threaded	Polaris	B625
	1.50	230/115	Threaded	Arneson Uniseal	B662
1	1.50	230/115	Threaded	Arneson Uniseal	B663
1.50	230/115	Threaded	Letro	B667	
1.50	230/115	Threaded	Letro	B668	

Pool, Spa and Jetted Tubs Thru-Bolt Motor Replacement Guide

To select the correct thru-bolt replacement motor, complete steps 1 through 4.

1. Is the manufacturer and model of your pump in the list of pump manufacturers and models below? If yes, the Century® motors from **Group S** and **Group T** in the tables below will fit your pump.
 2. Identify the maximum rated horsepower of your motor. **Maximum Rated Hp = Horsepower (Hp) x Service Factor (SF)**
 3. What is the voltage?
 4. Is the motor single- or two-speed? If single-speed select motor from **Group S**. If two-speed, select motor from **Group T**.
- Replacement motor horsepower must be equal to or greater than maximum rated horsepower.

Group S Single-speed

Hp (Max. Rated)	Voltage	Cat. No.
1/2	115	BN23V1
3/4	115	BN24V1
1	115	BN25V1
1 1/2	230/115	BN35S5
1 1/2	115	BV35V1
2	230/115	BN40S5

Pump Manufacturer & Model	Group
---------------------------	-------

American II.....	S or T
Maxim "C"	S or T
Maxim "S".....	S or T

Aqua Flo

Flo-Master	S or T
Tub Master	S

G/G Industries

Olympian.....	S
---------------	---

Gruber

Dura-Flo	S
----------------	---

Hayward Mfg.

Matrix Series.....	S
Power Flo 1500 Series.....	S
Power Flo II 1700 Series.....	S
Power Flo II 1900 Series.....	S
Power Flo UN Series.....	S or T
Power Flo UN-LX Series.....	S or T
Power Flo II UN Series.....	T
Power Flo 1900SD Series	S

Hoffinger, Doughboy and Lomart

Cat. No.	Hp	Threads	Rotation	Replaces Hoffinger #
BV90	1.0	Right Hand	CW	300-1028 (1 Hp) 300-1027 (3/4 Hp)
BV91	1.0	Left Hand	CCW	300-1043 (1 Hp) 300-1017 (3/4 Hp)

Jacuzzi Bros.

Inno-Tech J Series.....	S
JCM Series.....	S
Vector LVL Series*.....	S

Group T Two-speed

Hp (Max. Rated)	Voltage	Cat. No.
3/4 / .10	115	BN36
1 / .12	115	BN37V1
1 / .16	115	BN37V1
1 1/2 / .25	115	BN50V1
1 1/2 / .18	115	BN50V1
1 1/2 / .18	230	BN34V1
2 / .25	230	BN51
2 / .25	230	BN61

Pump Manufacturer & Model	Group
---------------------------	-------

Jacuzzi Bros. (continued)	
LTVL Series.....	T
SLR Series.....	S
LRDV Series.....	S
LCU Series.....	S or T
LTCU Series.....	T
LCM Series.....	S
LTCM Series	T

PAC-FAB

Dynamo.....	S or T
Dynamite	S or T

Premier/Springwater

220-225-255 MKii Series.....	S or T
300, 320, 325, 355 Series.....	S

Speck

Model E90 and E91	S or T
-------------------------	--------

Sta-Rite

Dura-Jet	S or T
----------------	--------

Vico/Ultra-Jet.....

Ultra Flow	S
------------------	---

Waterway

Bath Pump Self Drain	S
Hi-Flo Side Discharge.....	S or T
Hi-Flo Center Discharge	S or T
SVL56	C
Super Flo Side Discharge.....	S or T
Workhorse Side Discharge.....	S or T

Note:

* Pump rated for 115/230 Volt, check voltage supply to ensure replacement motor is suitable.

Century® Two Compartment Motor Replacement Guide

Group “SK”

Hp	Service Factor	Voltage	Stock Number	Conservationist
1/2	1.6	115/230	SK1052	CK1052
3/4	1.5	115/230	SK1072	CK1072
1	1.5	115/230	SK1102	CK1102
1.5	1.3	115/230	SK1152	SK1152
2	1.3	230	SK1202	SK1202
3	1.115	230	SK1302V1	SK1302V1

Group “SQ”

Hp	Service Factor	Voltage	Stock Number	Conservationist
1/2	1.9	115/230	SQ1052	QC1052
1/2	1.3	115/230	USQ1052	
3/4	1.65	115/230	SQ1072	QC1072
3/4	1.27	115/230	USQ1072	UQC1072
1	1.65	115/230	SQ1102	QC1102
1	1.25	115/230	USQ1102	UQC1102
1-1/2	1.47	230	SQ1152	SQ1152
1-1/2	1.1	115/230	USQ1152	UQC1152
2	1.3	230	SQ1202	SQ1202
2	1.1	230	USQ1202	USQ1202
2-1/2	1.0	230	USQ1252	USQ1252
3	1.15	230	SQ1302V1	SQ1302V1

Group “ST”

Hp	Service Factor	Voltage	Stock Number	Conservationist
1/2	1.6	115/230	ST1052	CT1052
3/4	1.5	115/230	ST1072	CT1072
3/4	1.0	115/230	UST1072	
1	1.5	115/230	ST1102	CT1012
1	1.0	115/230	UST1102	
1-1/2	1.3	115/230	ST1152	ST1152
1-1/2	1.0	115/230	UST1152	
2	1.3	208-230	ST1202	ST1202
2	1.0	115/230	UST1202	
2-1/2	1.0	208-230	UST1252	
3	1.15	208-230	ST1302V1	ST1302V1

Above Ground and Spa Applications

Hp	Service Factor	Voltage	Stock Number
1/2	1.0	115	BN23V1
3/4•1/8	1.0	115	BN36*
3/4	1.0	115	BN24V1
1•1/6	1.0	115	BN37V1*
1	1.0	115	BN25V1

Notes:

*2 Speed

Please contact your local distributor with motor model number, frame size, horsepower, service factor, voltage and pump OEM model number for proper spa or above ground motor identification.

Name of Pump OEM or Brand Name Group Class

Americana, American Eagle.....	ST
American Ultra Flow or Power Pump	SQ
Aqua-Flo C-Face.....	SK
Aqua-Flo Dominator	SQ
Hayward Super & Super II	ST
Hayward Max-Flo.....	ST
Hydrotech	ST
ITT Marlow Argonaut.....	ST
Jacuzzi Bronze, Plastic	SK
Jacuzzi Magnum.....	ST
Pac Fab Challenger	SQ
Pac Fab Hydro Pump	SK
Premier/Springwater	SK
Starite Duraglas or Maxiglas.....	SQ
Speck.....	ST
Wet Institute.....	SK

Please Note:

Every effort has been made to ensure the accuracy of this guide.

Century® cannot, however, accept responsibility for ultimate selection. OEM design changes and variations from one OEM to another may result in different construction, dimensions or operating characteristics. It is the installer’s responsibility to confirm the acceptability of the suggested replacement.

VGreen® 165 Premium Pool & Spa Motors

Variable Speed ECM



FEATURES

- Integrated User Interface
- Timer Mode
- Manual Mode
- Freeze Protection
- Noise Reduction Design
- Factory Default Settings Reset
- Ball Bearing
- TEFC
- Rotation: CCWPE
- Single Phase
- Schedule Advance
- Full Variable Speed (600-3450 RPM)
- Max Output of 1.65 THP
- ECM Design
- Program Memory Back-Up
- 303 Stainless Steel Shaft
- Class F Insulation
- 50°C Ambient
- UV and Rain-Proof Enclosure
- Keypad Lockout
- Digital Inputs for Third Party Automation
- VGreen 270 User Interface* Compatibility

**Specially Programmed User Interface Sold Separately*

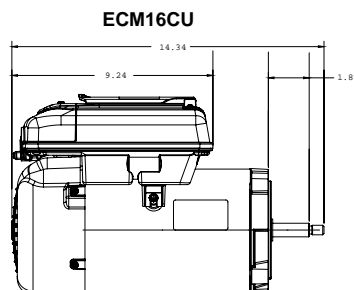
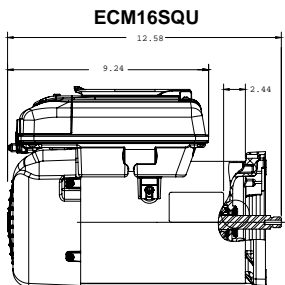
THP	RPM	Volts	Max Amps**	Service Factor	Flange	Percent Energy Savings*	VGreen 165 Stock Number
1/2 min. to 1.65 max.	600-3450	208-230	10.5-10.0	1.0	Square	80%	ECM16SQU
1/2 min. to 1.65 max.	600-3450	208-230	10.5-10.0	1.0	C-Face	80%	ECM16CU

*Savings over the equivalent single-speed motor. **Max Amp Draw is dependent on motor speed and impeller rating.

The reasons a VGreen® 165 premium-efficiency replacement motor can offer such impressive savings are numerous including:

An integrated user interface that allows for easier installation and operation of a variable speed motor. The all-in-one design reduces installation time and expense with no additional wiring required.

The amount of power required to move the water through the pipes drops much more quickly than the speed. While it may take one horsepower to move the water through the pipes on high speed, it only takes 1/8 horsepower to move one half as much water through those same pipes on low speed. Even when run on low speed twice as long to pump the same amount of water as on high speed, the lower horsepower results in significant energy savings.



Important:

The pool motors on this page are **NOT equipped with a Safety Vacuum Release System (SVRS)**. SVRS helps prevent drowning due to body entrapment on underwater drains. In some pool configurations, if a person's body covers the drain, the person can be trapped by suction. The SVRS turns off the pump if this occurs.

⚠️ WARNING Depending on your pool configuration, a SVRS may be required to meet local, state, and federal requirements.

Warranty Period - VGreen motors are warranted against defects in materials and workmanship for a period of 18 months from the date of installation or 24 months from the date of manufacture, whichever comes first.

Premium Efficiency Variable Speed Motor



Features:

- Integrated Timer Interface
- On-and Off-Board Mountable Interface
- Timer Mode
- Manual Mode
- Freeze Protection
- Auxiliary Load Capacity
- Configurable Prime Settings
- Noise Reduction Design
- Adjustable Contrast
- Power Factor Correction
- Factory Reset
- Battery Backup - Program Saver
- LCD Display with Backlight
- Ball Bearing
- TEFC
- Rotation: CCWPE
- Single Phase
- 303 Stainless Steel Shaft
- Class F Insulation
- 50°C Ambient
- UV and Rain-Proof Enclosure

THP	RPM	Volts	Service Factor	Full Load Amps	Stock Number	Flange	Percent Energy Savings*
3/4 min. to 2.7 max	3450/600	230	1.0	10.5/0.5	ECM27SQU	Square	80%
3/4 min. to 2.7 max	3450/600	230	1.0	10.5/0.5	ECM27CU	C-Face	80%

*Savings over the equivalent single-speed motor.

Energy savings range of 40% - 80% or more depending on variables including user defined speed settings, duration of operation, environment, and unique hydraulic requirements for satisfactory pool filtration. See the Energy Savings Calculator at www.pool-motors.com to estimate savings potential.

The reasons a VGreen® 270 premium-efficiency replacement motor can offer such impressive savings are numerous including:

An integrated timer interface that allows for easier installation and operation of a variable speed motor. The all-in-one design reduces installation time and expense with no additional wiring required. The interface can be installed off-board at the pool owner's discretion with kit #2512723-001 (sold separately).

The amount of power required to move the water through the pipes drops much more quickly than the speed. While it may take one horsepower to move the water through the pipes on high speed, it only takes 1/8 horsepower to move one half as much water through those same pipes on low speed. Even when run on low speed twice as long to pump the same amount of water as on high speed, the lower horsepower results in significant energy savings.

VGREEN AUTOMATION ADAPTER KIT (Sold Separately)

#2517501-001 (gray terminal box cover); #2517501-002 (black terminal box cover)

VGREEN OFF BOARD MOUNTING KIT (Sold Separately)

#2512723-001

Important:

The pool motors on this page are **NOT equipped with a Safety Vacuum Release System (SVRS)**. SVRS helps prevent drowning due to body entrapment on underwater drains. In some pool configurations, if a person's body covers the drain, the person can be trapped by suction. The SVRS turns off the pump if this occurs.

⚠ WARNING Depending on your pool configuration, a SVRS may be required to meet local, state, and federal requirements.

Warranty Period - VGreen motors are warranted against defects in materials and workmanship for a period of 18 months from the date of installation or 24 months from the date of manufacture, whichever comes first.

Premium Efficiency Two-Speed Pool and Spa Motor with Integrated Timer



B2980T



A premium efficiency motor in the Centurion motor family.



Features:

- Integrated Timer Interface
- Timer Mode
- Adjustable Contrast
- Manual Mode
- Over Current Protection
- Battery Backup - Program Saver
- LCD Display with Backlight
- Ball Bearing
- Class B Insulation
- 50°C Ambient
- High Efficiency High and Low Speed
- Open Dripproof
- Rotation: CCW Pump End
- Single Phase
- 303 Stainless Steel Shaft

Two-Speed - "1081" Capacitor Run Low Speed, PSC High Speed, Sq. Flange

HP	RPM	Volts	Service Factor	Service Factor Amps	Stock Number	Total HP	Percent Energy Savings*	Yearly \$ Savings**
.75 / .10	3450/1725	230	1.67	6.0/1.0	B2980T	1.25	58%	\$633.32
.75 / .10	3450/1725	115	1.67	12.4/2.2	B2981T	1.25	55%	\$606.29
1.0 / .13	3450/1725	230	1.65	7.4/1.4	B2982T	1.65	51%	\$625.60
1.5 / .19	3450/1725	230	1.47	10.0/1.6	B2983T	2.21	51%	\$687.79
2.0 / .25	3450/1725	230	1.30	11.0/1.8	B2984T	2.60	53%	\$634.53

*Savings over the equivalent single speed motor.

**Calculated @ \$.23 per Kilowatt hour, pumping same amount of water as a single speed motor, eight hours per day. See the Energy Savings Calculator at: www.pool-motors.com

Century® C-Face Pool and Spa Motors with Timer

Features:

- Integrated Timer Interface
- Timer Mode
- Adjustable Contrast
- Manual Mode
- Over Current Protection
- Battery Backup - Program Saver
- LCD Display with Backlight
- Ball Bearing
- Class B Insulation
- 40°C Ambient
- High Efficiency High and Low Speed
- Open Dripproof
- Rotation: CCW Pump End
- Single Phase
- 303 Stainless Steel Shaft

Two Speed "1081" Capacitor Run Low Speed, PSC High Speed, C-Face

HP	RPM	Volts	Service Factor Amps	Service Factor	THP	Frame	Stock Number	Overload Protector	Shaft	"C" Dimension	Notes
.75 / .10	3450/1725	115	12.2/2.2	1.50	1.13	56J	B2973T ★	Auto	Threaded	12.30	12,\$
1.0 / .12	3450/1725	230	6.1/1.5	1.40	1.40	56J	B2975T ★	Auto	Threaded	13.05	12,\$
1.5 / .20	3450/1725	230	8.7/1.9	1.20	1.95	56J	B2977T ★	Auto	Threaded	13.05	12,\$
2.0 / .25	3450/1725	230	11.0/1.6	1.20	2.4	56J	B2979T ★	Auto	Threaded	13.55	12,\$
3.0 / .38	3450/1725	230	13.8/4.0	1.15	3.45	56J	B966T ★	Auto	Threaded	14.29	12,68,\$

Notes:

\$ Energy efficient
12. 303 Stainless steel shaft
68. PSC motor

★ Meets California Energy Commission Appliance Regulations 2008 (Publication Number CEC-400-2006-002-REV1) www.energy.ca.gov

Important:

The pool motors on this page are **NOT equipped with a Safety Vacuum Release System (SVRS)**. SVRS helps prevent drowning due to body entrapment on underwater drains. In some pool configurations, if a person's body covers the drain, the person can be trapped by suction. The SVRS turns off the pump if this occurs.

⚠ WARNING Depending on your pool configuration, a SVRS may be required to meet local, state, and federal requirements.

Premium Pool and Spa Motors – Professional Grade Single Speed



HSQ095

Built for Pool Professionals by Pool Professionals

Features:

- NEW – Hybrid End Frame Design
- NEW – PCB Terminal Board
- NEW – Voltage Change Device
- NEW – Definitive Shaft Access (7/16" wrench)
- “1081” Design
- Auto Protector
- Sealed Ball Bearings
- 60 HZ
- Rotation: CCW Pump End
- 303 Stainless Steel Threaded Shaft
- Open Dripproof
- 50 °C Ambient

Premium Pool & Spa Motors – Professional Grade Single Speed

THP	RPM	Volts	Service Factor	Amps	Stock Number	Frame	Flange
0.95	3450	115/230	1.0	12.2/6.1	HSQ095	48Y	Square
1.25	3450	115/230	1.0	14.8/7.4	HSQ125	48Y	Square
1.65	3450	115/230	1.0	18.8/9.4	HSQ165	48Y	Square
2.20	3450	230	1.0	9.7	HSQ220	48Y	Square
2.60	3450	230	1.0	11.4	HSQ260	48Y	Square
0.80	3450	115/230	1.0	10.8/5.4	HST080	56J	C-Face
1.10	3450	115/230	1.0	13.6/6.8	HST110	56J	C-Face
1.50	3450	115/230	1.0	17.2/8.6	HST150	56J	C-Face
2.25	3450	115/208-230	1.0	20.4/10.9-10.2	HST225	56J	C-Face
2.75	3450	208-230	1.0	12.3-11.3	HST275	56J	C-Face

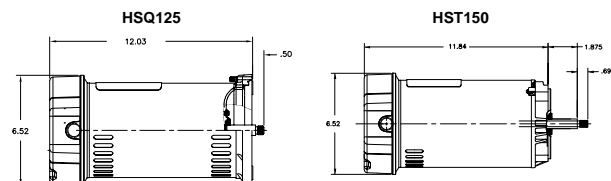
Replacement Guide

Centurion PRO	Century	Nidec/U.S. Motors	SN Tech
HSQ095	SQ1052	ESQ1052	C1304
	USQ1072	EUSQ1072	C1244
HSQ125	SQ1072	ESQ1072	C1305
	USQ1102	EUSQ1102	C1245
HSQ165	SQ1102	ESQ1102	C1306
	USQ1152	EUSQ1152	C1246
HSQ220	SQ1152	ESQ1152	N/A
	USQ1202	EUSQ1202	N/A
HSQ260	SQ1202	ESQ1202	C1308
	USQ1252	EUSQ1252	C1335
HST080	ST1052	EST1052	C1098
	UST1072	EUST1072	C1321
HST110	ST1072	EST1072	C1099
	UST1102	EUST1102	C1318
HST150	ST1102	EST1102	C1100
	UST1152	EUST1152	C1319
HST225	ST1152	EST1152	C1101
	UST1202	EUST1202	C1320
HST275	ST1202	EST1202	C1102
	UST1252	EUST1252	C1149

Important:

1. Total output (HP x service factor) of replacement motor must equal or exceed motor being replaced.
2. The pool motors on this page are **NOT equipped with a Safety Vacuum Release System (SVRS)**. SVRS helps prevent drowning due to body entrapment on underwater drains. In some pool configurations, if a person's body covers the drain, the person can be trapped by suction. The SVRS turns off the pump if this occurs.

⚠ WARNING Depending on your pool configuration, a SVRS may be required to meet local, state, and federal requirements.



EASY TO INSTALL – PROTECTS PUMP – IMPROVES POOL SAFETY

Features:

- Easy to install
- Auto-Reset
- Auto-Calibration
- Ball Bearing
- Economical
- 60 HZ
- Stainless Steel Shaft
- Nerve Center (lighting sequence)
- 3/4 to 3 HP
- Single-Speed
- Single Phase
- Run/Restart/Rest/Bypass Mode
- Tamper-Resistant Housing
- Compatible with all flow rates



USQG1152A

Applications:

Century® Guardian® motors comply with requirements for safety vacuum release systems in the Virginia Graeme Baker Pool and Spa Safety Act of 2007. Guardian® motors on this page pass ASME A112.19.17 SVRS standard.

Guardian® motors will not prevent evisceration, hair, object or partial limb entrapment and is designed for suction lift applications.

HP	RPM	Volts	Max. Amps	Service Factor	THP	Frame	Stock Number	Shaft	Rating	Approx. "AG"	Notes
TWO COMPARTMENT, C-FACE											
1	3450	115/230	15.0/7.5	1.10	1.10	56J	USTG1102A	Threaded	Up	11	
1	3450	115/230	18.6/9.3	1.50	1.50	56J	STG1102A	Threaded	Full	12-1/8	
1.5	3450	115/230	18.6/9.3	1.00	1.50	56J	USTG1152A	Threaded	Up	12-1/8	
2	3450	208-230	12.6/11.4	1.32	2.64	56J	STG1202A	Threaded	Full	13-1/16	
3	3450	208-230	14.5/13.8	1.15	3.45	56J	STG1302A	Threaded	Full	14-3/16	
CENTURION, C-FACE											
1	3450	230/115	7.2/14.4	1.40	1.4	56J	BG128A	Threaded	Full	10	
1.5	3450	230/115	9.2/18.4	1.30	1.95	56J	BG129A	Threaded	Full	11	
2	3450	230	10.5	1.20	2.40	56J	BG130A	Threaded	Full	10-1/2	
3	3450	230	14.1	1.15	3.45	56J	BG131A	Threaded	Full	11-9/16	
TWO COMPARTMENT, SQUARE FLANGE											
3/4	3450	115/230	11.8/5.9	1.27	0.95	48Y	USQG1072A	Threaded	Up	11-1/2	
1	3450	115/230	14.8/7.4	1.25	1.25	48Y	USQG1102A	Threaded	Up	12-1/8	
1.5	3450	115/230	19.2/9.6	1.10	1.65	48Y	USQG1152A	Threaded	Up	13-1/8	
2	3450	230	11.2	1.30	2.60	48Y	SQG1202A	Threaded	Full	13-7/8	
3	3450	230	15.4	1.15	3.45	56Y	SQG1302A	Threaded	Full	14	
CENTURION, SQUARE FLANGE											
1	3450	230/115	7.1/14.2	1.25	1.25	56Y	BG853A	Threaded	Up	9-7/8	
1	3450	230/115	8.0/16.0	1.65	1.65	56Y	BG848A	Threaded	Full	10-1/4	
1.5	3450	230/115	8.0/16.0	1.10	1.65	56Y	BG854A	Threaded	Up	10-1/4	
2	3450	230	10.0	1.10	2.20	56Y	BG855A	Threaded	Up	10-7/8	
2	3450	230	11.5	1.30	2.60	56Y	BG748A	Threaded	Full	12-3/4	
3	3450	208-230	15.0-13.6	1.15	3.45	56Y	BG2844A	Threaded	Full	13-5/8	

Notes:

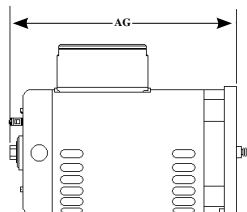
Guardian® Motors Also:

Facilitates no main drain pool designs in place of an equalizer line. Guardian® motors shut off the motor/pump when the water level drops below the skimmer.

Reduces pump, motor and seal damage.

Shut off the motor/pump if any of the following conditions occur: Dry, blocked or jammed pump conditions; locked rotor, loss of prime, or abnormal voltage variations.

Detect clogged or blocked filters and shuts down the pump.



⚠ WARNING Guardian® SVRS helps prevent body entrapment on drains due to suction only. It does NOT protect against the four other types of entrapment:

Hair Entanglement: if long hair is pulled into some drains by the flowing water, it can become knotted or snagged, trapping the swimmer underwater and leading to drowning.

Mechanical Entrapment: small items or body parts (e.g., jewelry, swimsuit, hair decorations, fingers, toes, or knuckles) can be caught in some drains or drain covers, trapping the swimmer underwater and leading to drowning.

Limb Entrapment: arms or legs can become trapped in uncovered drains, leading to drowning.

Evisceration/Disembowelment: if a person sits on some drains, the suction can pull the lower intestine out of the rectum, causing irreversible damage.

Two Compartment NEMA C-Face Pool Filter Motors • Single Speed

Features:

- Auto Protector
- Open Dripproof
- Sealed Ball Bearings
- “1081” Design
- 304 Brg. Shaft End
- Capacitor Start and Capacitor Start-Capacitor Run
- NEMA “56C” Face Mount
- Rotation: CCW Pump End
- Sealed Switch Design
- 50°C Ambient
- 60 Hz
- 303 Stainless Shaft (56J & 56C)



SK1072



CT1072

HIGH SERVICE FACTOR (FULL RATED) - STANDARD EFFICIENCY AND “CONSERVATIONIST™” HIGH EFFICIENCY DESIGNS

HP	RPM	Volts	Max. Amps	Service Factor	THP	Frame	Stock Number	Shaft	Approx. “AG”	Notes
1/2	3450	115/230	10.6/5.3	1.6	0.8	56C	SK1052	Key	11	
1/2	3450	115/230	8.0/4.0	1.6	0.8	56C	CK1052★	Key	11	20,\$
1/2	3450	115/230	11.0/5.5	1.6	0.8	56J	ST1052	Thd.	10-5/8	
1/2	3450	115/230	8.0/4.0	1.6	0.8	56J	CT1052★	Thd.	11	20,\$
3/4	3450	115/230	14.6/7.3	1.5	1.13	56C	SK1072	Key	11-9/16	
3/4	3450	115/230	11.0/5.5	1.5	1.13	56C	CK1072	Key	11-11/16	20,\$
3/4	3450	115/230	15.0/7.5	1.5	1.13	56J	ST1072	Thd.	11	
3/4	3450	115/230	11.0/5.5	1.5	1.13	56J	CT1072	Thd.	11-11/16	20,\$
1	3450	115/230	17.0/8.5	1.5	1.5	56C	SK1102	Key	12-1/8	
1	3450	115/230	13.6/6.8	1.4	1.4	56C	CK1102	Key	12-1/8	20,\$
1	3450	115/230	18.6/9.3	1.5	1.5	56J	ST1102	Thd.	12-1/8	
1	3450	115/230	13.6/6.8	1.4	1.4	56J	CT1102	Thd.	12-1/8	20,\$
1.5	3450	115/230	19.4/9.7	1.3	1.95	56C	SK1152	Key	12-5/8	20,\$
1.5	3450	115/208-230	19.6/10.4-9.8	1.5	2.25	56J	ST1152	Thd.	12-5/8	20,\$
2	3450	230	11.2	1.3	2.6	56C	SK1202	Key	13-1/16	20,\$
2	3450	208-230	12.6-11.4	1.3	2.6	56J	ST1202	Thd.	13-1/16	20,\$
3	3450	230	14.4	1.15	3.45	56C	SK1302V1	Key	13-5/8	20,\$
3	3450	208-230	14.5-13.8	1.15	3.45	56J	ST1302V1	Thd.	14-3/16	20,\$

Notes:

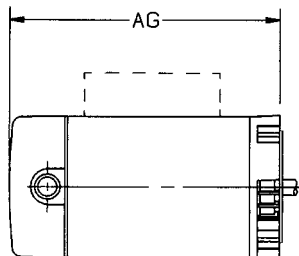
- \$ Energy efficient
- 20. \$ Energy Efficient capacitor start, capacitor run “Conservationist™” motor

★ Meets California Energy Commission Appliance Regulations 2008 (Publication Number CEC-400-2006-002-REV1)
www.energy.ca.go

Important:

1. Total output (HP x service factor) of replacement motor must equal or exceed motor being replaced.
2. The pool motors on this page are **NOT equipped with a Safety Vacuum Release System (SVRS)**. SVRS helps prevent drowning due to body entrapment on underwater drains. In some pool configurations, if a person's body covers the drain, the person can be trapped by suction. The SVRS turns off the pump if this occurs.

⚠ WARNING Depending on your pool configuration, a SVRS may be required to meet local, state, and federal requirements.



Two Compartment NEMA C-Face Pool Filter Motors • Single Speed

Features:

- Auto Protector
- Sealed Switch Design
- Sealed Ball Bearings
- NEMA "56C" Face Mount
- Open Dripproof
- "1081" Design
- 50°C Ambient
- 60 Hz
- Rotation: CCW Pump End
- 304 Brg. Shaft End
- 303 Stainless Shaft (56J & 56C)
- Capacitor Start and Capacitor Start-Capacitor Run



UST1072

LOW SERVICE FACTOR (UP-RATED) - STANDARD EFFICIENCY AND "CONSERVATIONIST™" HIGH EFFICIENCY DESIGNS

HP	RPM	Volts	Max. Amps	Service Factor	THP	Frame	Stock Number	Approx. Shaft	"AG"	Notes
3/4	3450	115/230	11.0/5.5	1.0	.75	56J	UST1072	Thd.	10-5/8	
3/4	3450	115/230	8.0/4.0	1.0	.75	56J	UCT1072 ★	Thd.	11	20,\$
1	3450	115/230	15.0/7.5	1.1	1.1	56J	UST1102	Thd.	11	
1	3450	115/230	11.0/5.5	1.0	1.0	56J	UCT1102	Thd.	11-11/16	20,\$
1.5	3450	115/230	18.6/9.3	1.0	1.5	56J	UST1152	Thd.	12-1/8	
1.5	3450	115/230	14.6/7.3	1.0	1.5	56J	UCT1152	Thd.	12-1/8	20,\$
2	3450	115/208-230	19.6/10.4-9.8	1.1	2.2	56J	UST1202	Thd.	12-5/8	20,\$
2.5	3450	208-230	12.6/11.4	1.1	2.75	56J	UST1252	Thd.	13-1/16	20,\$

Two Compartment NEMA C-Face Pool Filter Motors • Two-Speed

Features:

- Auto Protector
- Sealed Switch Design
- Rotation: CCW Pump End
- All Copper Windings
- Open Dripproof
- "1081" Design
- 50°C Ambient
- 60 Hz
- 303 Stainless Steel Threaded Shaft
- Sealed Ball Bearings (304 Shaft End)
- Capacitor Start/Capacitor Run



STS1072RV1

Century® NEMA C flange swimming pool filter pump motors are carefully engineered to meet the rugged demands of pool duty. Two sealed ball bearings (with large 304 bearing on shaft end) offer ample capacity for extended life. Bearings are selected for quietness and are lubricated for life with greases specifically chosen for moisture and heat resistant qualities. Aluminum end frames are accurately machined for maximum concentricity and minimum runout.

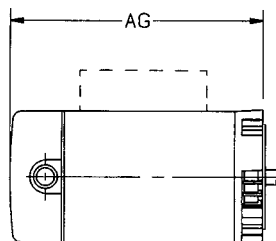
Two-speed motors are shipped less hi/lo switch for remote operation. End cover and switch assembly kit number 1011431-001 available and sold separately.

HP	RPM	Volts	Max. Amps Hi - Lo	Service Factor	THP	Frame	Stock Number	Shaft	Approx. "AG"	Notes
1 / .13	3450/1725	230	7.0/2.3	1.5	1.5	56J	STS1102RV1 ★	Thrd	12-1/2	90\$
1.5 / .25	3450/1725	230	9.0/3.3	1.3	1.95	56J	STS1152R ★	Thrd	13-1/16	20,\$

Notes:

1. Item to be discontinued when stock is depleted
- \$ Energy efficient
20. \$ Energy Efficient capacitor start, capacitor run "Conservationist" motor
90. 50 degree C ambient

★ Meets California Energy Commission Appliance Regulations 2008 (Publication Number CEC-400-2006-002-REV1) www.energy.ca.gov



Important:

1. Total output (HP x service factor) of replacement motor must equal or exceed motor being replaced.
2. The pool motors on this page are **NOT equipped with a Safety Vacuum Release System (SVRS)**. SVRS helps prevent drowning due to body entrapment on underwater drains. In some pool configurations, if a person's body covers the drain, the person can be trapped by suction. The SVRS turns off the pump if this occurs.

⚠ WARNING Depending on your pool configuration, a SVRS may be required to meet local, state, and federal requirements.

Century® C-Face Pool and Spa Pump Motors

Permanent Split Capacitor – Switchless – Single Phase – Dripproof
No Base – 3450 RPM 1/2 thru 4 HP

Features:

- Ball Bearings
- 50°C Ambient
- 60 Hz
- Class B Insulation
- 304 Bearing Shaft End
- Rotation: CCW Pump End



B126

Centurion® “1081” • Full Rate • High Service Factor • Aluminum NEMA “C” Brackets

HP	RPM	Volts	Service Factor Amps	Service Factor	THP	Frame	Stock Number	Overload Protector	Shaft	“C” Dimension	Notes
1/2	3450	230/115	4.4/8.8	1.60	0.8	56C	B120★	Auto	Keyed	11.44	
1/2	3450	230/115	4.4/8.8	1.60	0.8	56J	B126★	Auto	Threaded	11.94	12
3/4	3450	230/115	6.0/12.0	1.50	1.13	56C	B121	Auto	Keyed	11.44	
3/4	3450	230/115	6.0/12.0	1.50	1.13	56J	B127	Auto	Threaded	12.01	12
1	3450	230/115	7.2/14.4	1.40	1.4	56C	B122	Auto	Keyed	11.89	
1	3450	230/115	7.2/14.4	1.40	1.4	56J	B128	Auto	Threaded	12.14	12
1.5	3450	230/115	9.2/18.4	1.30	1.95	56C	B123	Auto	Keyed	13.19	
1.5	3450	230/115	9.2/18.4	1.30	1.95	56J	B129	Auto	Threaded	13.50	12
2	3450	230/115	10.8/21.6	1.20	2.4	56C	B835	Auto	Keyed	13.94	
2	3450	230	10.5	1.20	2.4	56C	B124	Auto	Keyed	12.55	
2	3450	230/115	10.8/21.6	1.20	2.4	56J	B836	Auto	Threaded	13.90	12
2	3450	230	10.5	1.20	2.4	56J	B130	Auto	Threaded	13.10	12
3	3450	230	14.1	1.15	3.45	56C	B125	Auto	Keyed	13.65	
3	3450	230	14.1	1.15	3.45	56J	B131	Auto	Threaded	14.15	12
4	3450	208-230	21.0-19.4	1.25	5.0	56Y	B116	Manual	Special	16.78	31,34,63,236

Centurion® SE “1081” • Up Rate • Low Service Factor

HP	RPM	Volts	Service Factor Amps	Service Factor	THP	Frame	Stock Number	Overload Protector	Shaft	“C” Dimension	Notes
3/4	3450	230/115	4.4/8.8	1.00	.75	56J	B227SE★	Auto	Threaded	12.56	12
1	3450	230/115	6.0/12.0	1.00	1.0	56J	B228SE	Auto	Threaded	12.81	12
1.5	3450	230/115	7.2/14.4	1.00	1.5	56J	B229SE	Auto	Threaded	13.91	12
2	3450	230/115	9.2/18.4	1.00	2.0	56J	B230SE	Auto	Threaded	14.31	12
2.5	3450	230	10.5	1.00	2.5	56J	B231SE	Auto	Threaded	13.81	12

Notes:

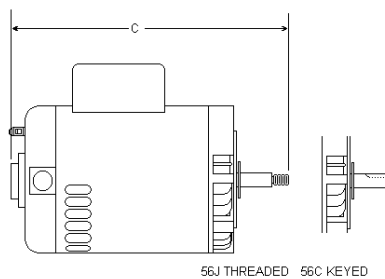
- 12. 303 Stainless steel shaft
- 31. 40 degree C ambient
- 34. Rigid base
- 63. Speck Pump replacement motor
- 236. CCW Rotation facing opposite shaft end

★ Meets California Energy Commission Appliance Regulations 2008
(Publication Number CEC-400-2006-002-REV1)
www.energy.ca.gov

Important:

1. Total output (HP x service factor) of replacement motor must equal or exceed motor being replaced.
2. The pool motors on this page are **NOT equipped with a Safety Vacuum Release System (SVRS)**. SVRS helps prevent drowning due to body entrapment on underwater drains. In some pool configurations, if a person's body covers the drain, the person can be trapped by suction. The SVRS turns off the pump if this occurs.

⚠ WARNING Depending on your pool configuration, a SVRS may be required to meet local, state, and federal requirements.



Permanent Split Capacitor – Switchless – Single Phase – Drip-proof No Base – 3600 3600/1800 RPM 1/2 thru 3 HP

Features:

- Ball Bearings
- Class B Insulation
- 304 Bearing Shaft End
- 60 Hz
- Rotation: CCW Pump End
- Energy Efficient \$



B638

E-Plus® Energy Efficient “1081” • Centurion® Motor • Full Rate • Aluminum NEMA “C” Brackets • 50°C Ambient

HP	RPM	Volts	Service Factor Amps	Service Factor	THP	Frame	Stock Number	Overload Protector	Shaft	“C” Dimension	Notes
1/2	3450	208-230/115	4.0-3.7/7.4	1.60	0.80	56J	B657 ★	Auto	Threaded	11.95	12,\$
3/4	3450	208-230/115	5.4-5.0/10.0	1.50	1.13	56J	B638	Auto	Threaded	12.69	12,\$
1	3450	208-230/115	6.4-5.9/11.8	1.40	1.40	56C	B653	Auto	Keyed	12.55	\$
1	3450	208-230/115	6.4-5.9/11.8	1.40	1.40	56J	B654	Auto	Threaded	13.19	12,\$
1.5	3450	208-230/115	8.7-7.8/15.6	1.30	1.95	56C	B795	Auto	Keyed	13.19	\$
1.5	3450	208-230/115	8.7-7.8/15.6	1.30	1.95	56J	B796	Auto	Threaded	13.55	12,\$
2	3450	208-230	10.4-9.6	1.20	2.40	56C	B808	Auto	Keyed	13.65	\$
2	3450	208-230	10.4-9.6	1.20	2.40	56J	B809	Auto	Threaded	14.15	12,\$
3	3450	208-230	15.0-13.6	1.15	3.45	56C	B817	Auto	Keyed	13.65	\$
3	3450	208-230	15.0-13.6	1.15	3.45	56J	B818	Auto	Threaded	14.15	12,\$

Notes:

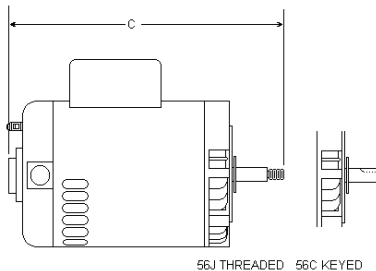
\$ Energy efficient
12. 303 Stainless steel shaft

★ Meets California Energy Commission Appliance Regulations 2008
(Publication Number CEC-400-2006-002-REV1)
www.energy.ca.gov

Important:

- Total output (HP x service factor) of replacement motor must equal or exceed motor being replaced.
- The pool motors on this page are **NOT equipped with a Safety Vacuum Release System (SVRS)**. SVRS helps prevent drowning due to body entrapment on underwater drains. In some pool configurations, if a person's body covers the drain, the person can be trapped by suction. The SVRS turns off the pump if this occurs.

⚠ WARNING Depending on your pool configuration, a SVRS may be required to meet local, state, and federal requirements.



Century® C-Face Pool and Spa Pump Motors

Permanent Split Capacitor – Switchless – Single Phase – Drip-proof
 No Base – 3600 3600/1800 RPM 1/2 thru 3 HP

Features:

- Ball Bearings
- Class B Insulation
- 304 Bearing Shaft End
- 60 Hz
- Rotation: CCW Pump End
- Energy Efficient \$



B971

Two Speed “1081” • Full Rate • High Service Factor • 40°C Ambient

HP	RPM	Volts	Service Factor Amps	Service Factor	THP	Frame	Stock Number	Overload Protector	Shaft	“C” Dimension	Notes
----	-----	-------	---------------------	----------------	-----	-------	--------------	--------------------	-------	---------------	-------

High Speed Switchless, Low Speed Microswitch • Aluminum “C” Bracket • Hi-Lo Toggle Switch available (P/N 17590450)
 Use toggle switch #2512558-001 for B2973, B2975, B2977, and B2979 only.

0.5 / .06	3450/1725	115	8.8/3.55	1.60	0.8	56C	B970 ★	Auto	Keyed	11.80	\$
0.5 / .06	3450/1725	115	8.8/3.55	1.60	0.8	56J	B971 ★	Auto	Threaded	12.30	12,\$
.75 / .10	3450/1725	115	11.2/5.0	1.50	1.13	56C	B972 ★	Auto	Keyed	11.80	\$
.75 / .10	3450/1725	115	12.2/2.2	1.50	1.13	56J	B2973 ★	Auto	Threaded	12.30	12,\$
1.0 / .12	3450/1725	230	6.3/2.3	1.40	1.40	56C	B974 ★	Auto	Keyed	12.05	\$
1.0 / .12	3450/1725	230	6.6/1.5	1.25	1.25	56J	B2975 ★	Auto	Threaded	13.05	12,\$
1.5 / .20	3450/1725	230	8.9/3.1	1.30	1.95	56C	B976 ★	Auto	Keyed	12.54	\$
1.5 / .20	3450/1725	230	8.9/3.1	1.30	1.95	56J	B2977 ★	Auto	Threaded	13.05	12,\$
1.5 / .20	3450/1725	115	14.6/4.4	1.10	1.65	56J	B969 ★	Auto	Threaded	13.54	12,63,90,\$
2.0 / .25	3450/1725	230	10.6/3.2	1.20	2.4	56C	B978 ★	Auto	Keyed	13.04	\$
2.0 / .25	3450/1725	230	11.0/1.6	1.20	2.4	56J	B2979 ★	Auto	Threaded	13.55	12,\$
3.0 / .38	3450/1725	230	13.8/4.0	1.15	3.45	56J	B966 ★	Auto	Threaded	14.29	12,\$

Notes:

\$ Energy efficient

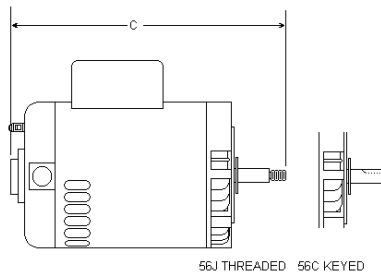
1. Item to be discontinued when stock is depleted
12. 303 Stainless steel shaft
63. Speck Pump replacement motor
90. 50 degree C ambient

★ Meets California Energy Commission Appliance Regulations 2008
 (Publication Number CEC-400-2006-002-REV1)
www.energy.ca.gov

Important:

1. Total output (HP x service factor) of replacement motor must equal or exceed motor being replaced.
2. The pool motors on this page are **NOT equipped with a Safety Vacuum Release System (SVRS)**. SVRS helps prevent drowning due to body entrapment on underwater drains. In some pool configurations, if a person’s body covers the drain, the person can be trapped by suction. The SVRS turns off the pump if this occurs.

⚠ WARNING Depending on your pool configuration, a SVRS may be required to meet local, state, and federal requirements.



Two Compartment Square Flange Pool Filter Motors Single Speed & Energy Efficient

Used on many Sta-Rite, Red Jacket, Pac Fab and American Products.

Features:

- Auto Protector
- Class B Insulation
- Rotation: CCW Pump End
- Sealed Ball Bearings
- 60 Hz
- Capacitor Start
- Open Dripproof
- 303 Stainless Steel Threaded Shaft
- 50°C Ambient
- UL1081



HIGH SERVICE FACTOR (FULL RATED)

HP	RPM	Volts	Max. Amps	Service Factor	THP	Frame	Stock Number	Approx. "AG"	Notes
1/3	3450	115/230	9.9/5.0	1.95	0.64	48Y	SQ1032	11-1/8	
1/2	3450	115/230	13.4/6.7	1.9	0.95	48Y	SQ1052	11-1/2	
1/2	3450	115/230	9.6/4.8	1.9	0.95	48Y	QC1052 ★	10-7/8	20,\$
3/4	3450	115/230	15.3/7.6	1.65	1.24	48Y	SQ1072	12-1/8	
3/4	3450	115/230	12.6/6.3	1.65	1.24	48Y	QC1072	11-1/4	20,\$
1	3450	115/230	19.2/9.6	1.65	1.65	48Y	SQ1102	13-1/8	
1	3450	115/208-230	16.0/8.0	1.65	1.65	48Y	QC1102	11-7/8	20,\$
1.5	3450	230	10.4	1.47	2.21	48Y	SQ1152	13-1/4	20,\$
2	3450	230	11.2	1.3	2.6	48Y	SQ1202	13-7/8	20,\$
3	3450	230	15.4	1.15	3.45	56Y	SQ1302V1	14	20,\$

LOW SERVICE FACTOR (UP-RATED)

HP	RPM	Volts	Max. Amps	Service Factor	THP	Frame	Stock Number	Approx. "AG"	Notes
1/2	3450	115/230	9.9/5.0	1.3	0.65	48Y	USQ1052	11-1/8	
3/4	3450	115/230	13.4/6.7	1.27	0.95	48Y	USQ1072	11-1/2	
3/4	3450	115/230	9.6/4.8	1.27	0.95	48Y	UQC1072 ★	10-7/8	20,\$
1	3450	115/230	15.3/7.6	1.25	1.25	48Y	USQ1102	12-1/8	
1	3450	115/230	12.6/6.3	1.25	1.25	48Y	UQC1102	11-1/4	20,\$
1.5	3450	115/230	19.2/9.6	1.1	1.65	48Y	USQ1152	13-1/8	
1.5	3450	115/230	16.0/8.0	1.1	1.65	48Y	UQC1152	13-1/4	20,\$
2	3450	230	10.4	1.1	2.1	48Y	USQ1202	13-1/4	20,\$
2.5	3450	230	11.2	1.0	2.5	48Y	USQ1252	13-7/8	20,\$

Notes:

§ Energy efficient

20. \$ Energy Efficient capacitor start, capacitor run "Conservationist" motor

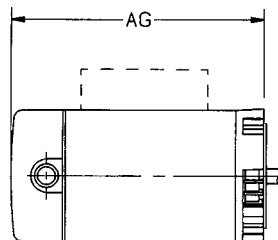
★ Meets California Energy Commission Appliance Regulations 2008 (Publication Number CEC-400-2006-002-REV1)

www.energy.ca.gov

Important:

1. Total output (HP x service factor) of replacement motor must equal or exceed motor being replaced.
2. The pool motors on this page are **NOT equipped with a Safety Vacuum Release System (SVRS)**. SVRS helps prevent drowning due to body entrapment on underwater drains. In some pool configurations, if a person's body covers the drain, the person can be trapped by suction. The SVRS turns off the pump if this occurs.

⚠ WARNING Depending on your pool configuration, a SVRS may be required to meet local, state, and federal requirements.



Two Compartment Square Flange Pool Motors • Two Speed

Used on many Sta-Rite, Red Jacket, and Sears Jet and Pool Pumps.

Features:

- All Copper Windings
- Open Dripproof
- Class B Insulation
- UL1081
- 303 Stainless Steel Threaded Shaft
- Energy Efficient Capacitor Start Low Speed, PSC High Speed
- Auto Protector - Single Phase
- Rotation: CCW Pump End
- 50°C Ambient
- 60 Hz



SQS1152R

Two-speed motors are shipped less hi/lo switch for remote operation. End cover and switch assembly kit number 615332 available and sold separately.

HIGH SERVICE FACTOR (FULL RATED)

HP	RPM	Volts	Amps Hi - Lo	Service Factor	THP	Frame	Stock Number	Approx. "AG"	Notes
.75 / .13	3450/1725	115	13.0/4.2	1.65	1.24	48Y	SQL1072R ★	12-5/8	\$
.75 / .13	3450/1725	230	6.1/2.1	1.65	1.20	48Y	SQS1072R ★	12-5/8	\$
1.0 / .17	3450/1725	230	7.7/2.8	1.65	1.65	48Y	SQS1102R ★	13-13/16	\$
1.5 / .25	3450/1725	230	10.0/3.0	1.47	2.21	48Y	SQS1152R ★	13-9/16	\$
2.0 / .33	3450/1725	230	11.3/3.3	1.3	2.6	48Y	SQS1202R ★	13-13/16	\$

Notes:

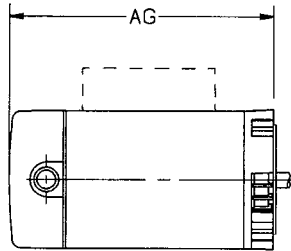
\$ Energy efficient

★ Meets California Energy Commission Appliance Regulations 2008
(Publication Number CEC-400-2006-002-REV1)
www.energy.ca.gov

Important:

1. Total output (HP x service factor) of replacement motor must equal or exceed motor being replaced.
2. The pool motors on this page are **NOT equipped with a Safety Vacuum Release System (SVRS)**. SVRS helps prevent drowning due to body entrapment on underwater drains. In some pool configurations, if a person's body covers the drain, the person can be trapped by suction. The SVRS turns off the pump if this occurs.

⚠ WARNING Depending on your pool configuration, a SVRS may be required to meet local, state, and federal requirements.



Century® Pool and Spa Pump Motors Square Flange

Permanent Split Capacitor – Switchless – Single Phase – Dripproof No Base – 3600 and 3600/1800 RPM 1/2 thru 3 HP

Features:

- Ball Bearings
- 50°C Ambient
- Rotation: CCW Pump End
- \$ Energy Efficient
- 60 Hz
- Class B Insulation
- Stainless Steel Shafts



B2661



B845

HP	RPM	Volts	Service Factor	Service Amps	Service Factor	THP	Frame	Stock Number	Shaft	Overload Protector	"C" Dim.	Notes
Centurion® "1081" • Full Rate • High Service Factor												
1/2	3450	230/115	5.4/10.8	1.95	0.98	56Y	B2846	★	Threaded	Auto	12.4	
3/4	3450	230/115	7.1/14.2	1.65	1.24	56Y	B2847		Threaded	Auto	12.4	
1	3450	230/115	8.0/16.0	1.65	1.65	56Y	B2848		Threaded	Auto	12.8	
1.5	3450	230/115	10.5/21.0	1.50	2.25	56Y	B2858		Threaded	Auto	14.4	
1.5	3450	230	10.0	1.50	2.25	56Y	B849		Threaded	Auto	13.4	
2	3450	230	11.5	1.30	2.6	56Y	B2748		Threaded	Auto	13.4	
Centurion® "1081" • Up-Rate • Low Service Factor												
3/4	3450	230/115	5.4/10.8	1.25	0.94	56Y	B2852	★	Threaded	Auto	12.4	
1	3450	230/115	7.1/14.2	1.25	1.25	56Y	B2853		Threaded	Auto	12.4	
1.5	3450	230/115	8.0/16.0	1.10	1.65	56Y	B2854		Threaded	Auto	12.8	
2	3450	230/115	11.2/22.4	1.10	2.2	56Y	B2859		Threaded	Auto	14.4	
2	3450	230	10.0	1.10	2.2	56Y	B855		Threaded	Auto	13.4	
2.5	3450	230	11.5	1.04	2.6	56Y	B2840		Threaded	Auto	13.4	
E-Plus® Energy Efficient "1081" • New Centurion • Full Rate												
1/2	3450	208-230/115	4.5-4.4/8.8	1.90	0.95	56Y	B845	★	Threaded	Auto	12.4	
3/4	3450	208-230/115	6.0-5.6/11.2	1.67	1.25	56Y	B2661		Threaded	Auto	13.1	
1	3450	208-230/115	7.8-7.4/14.8	1.65	1.65	56Y	B2841V1		Threaded	Auto	13.4	
1.5	3450	208-230	9.6-8.8	1.47	2.21	56Y	B2842		Threaded	Auto	13.9	
2	3450	208-230	11.0-10.2	1.30	2.6	56Y	B2843		Threaded	Auto	14.4	
3	3450	208-230	15.0-13.6	1.15	3.45	56Y	B2844		Threaded	Auto	14.4	

Notes:

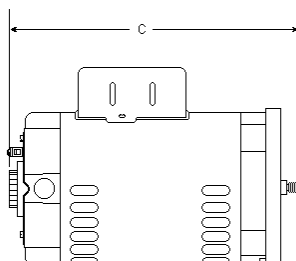
1. Item to be discontinued when stock is depleted

★ Meets California Energy Commission Appliance Regulations 2008 (Publication Number CEC-400-2006-002-REV1)
www.energy.ca.gov

Important:

1. Total output (HP x service factor) of replacement motor must equal or exceed motor being replaced.
2. The pool motors on this page are **NOT equipped with a Safety Vacuum Release System (SVRS)**. SVRS helps prevent drowning due to body entrapment on underwater drains. In some pool configurations, if a person's body covers the drain, the person can be trapped by suction. The SVRS turns off the pump if this occurs.

⚠ WARNING Depending on your pool configuration, a SVRS may be required to meet local, state, and federal requirements.



Century® Pool and Spa Pump Motors Square Flange

New from Century® – High Efficiency two-speed motors.

New Centurion High Efficiency two-speed motors have PSC (Permanent Split Capacitor) high speeds and capacitor start/capacitor run low speeds.

New Centurion High Efficiency Two-Speed Pool and Spa Motors

Features:

- Ball Bearing
- Class B Insulation
- 50°C Ambient
- \$ High Efficient High and Low Speed
- Open Dripproof
- Permanent Split Capacitor
- Rotation: CCW Pump End
- Single Phase
- 303 Stainless Steel Shafts



B2980

Toggle Switch Kit #2512558-001 sold separately. Use alternate Toggle Switch Kit # 17590450 on B985 only.

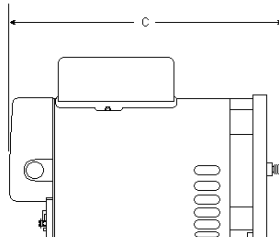
TWO-SPEED - "1081" - PSC ENERGY EFFICIENT HIGH SPEED - CAP. START/CAP. RUN LOW SPEED - SQUARE FLANGE - FULL RATE

HP	RPM	Volts	Service Factor	Service Amps	THP	Frame	Stock Number	Shaft	Overload Protector	"C" Dim	Notes
.75 / .10	3450/1725	230	6.0/1.0	1.67	1.25	56Y	B2980 ★	Threaded	Auto	13.1	\$
.75 / .10	3450/1725	115	12.4/2.2	1.67	1.25	56Y	B2981 ★	Threaded	Auto	13.1	\$
1.0 / .13	3450/1725	230	7.4/1.4	1.65	1.65	56Y	B2982 ★	Threaded	Auto	13.4	\$
1.5 / .19	3450/1725	230	10.0/1.6	1.47	2.21	56Y	B2983 ★	Threaded	Auto	13.9	\$
2.0 / .25	3450/1725	230	11.0/1.8	1.30	2.60	56Y	B2984 ★	Threaded	Auto	14.4	\$
2.0 / .33	3450/1725	230	10.0/3.5	1.10	2.20	56Y	B985 ★	Threaded	Auto	14.4	107,\$
3.0 / .38	3450/1725	230	15.0/2.6	1.15	3.45	56Y	B2987 ★	Threaded	Auto	14.38	\$

Notes:

\$ Energy efficient
107. Uprated - low service factor

★ Meets California Energy Commission Appliance Regulations 2008
(Publication Number CEC-400-2006-002-REV1)
www.energy.ca.gov



Important:

1. Total output (HP x service factor) of replacement motor must equal or exceed motor being replaced.
2. The pool motors on this page are **NOT equipped with a Safety Vacuum Release System (SVRS)**. SVRS helps prevent drowning due to body entrapment on underwater drains. In some pool configurations, if a person's body covers the drain, the person can be trapped by suction. The SVRS turns off the pump if this occurs.

⚠ WARNING Depending on your pool configuration, a SVRS may be required to meet local, state, and federal requirements.

Above Ground Swimming Pool & Spa Pump Motors

Jetted Tub/Spa/Above Ground Swimming Pool Pump Motors – Split Phase, Capacitor Start & PSC Single-phase – Dripproof – Ball Bearing – Rigid Base & No Base – 3450 and 3450/1725 RPM – 1/2 thru 4 HP SP

Features:

- 12 & 3 O'clock Conduit Entries
- 40°C Ambient
- Class B Insulation
- Rotation: CCW Pump End
- Through Bolt Mount
- 48/56 Base Mounting
- 3-1/2" Shaft Height
- Four Thru Bolts on a 5.146 Bolt Circle



BN35V1

Applications: Spa, above ground swimming pool and jetted tub pumps.

Optional Flex-48 Accessories: Airswitch (#17800901), Single-speed Toggle Switch Assy. - On/Off (#18374501), Day/Night Controller (#18602400), Two-speed Toggle Switch Assy. - Lo/Off/Hi (#18313301)

Century Flex-48 W/Stainless Steel Shaft & Ball Bearings • “1081” • “1795” • “1563” • Rigid Base

HP	RPM	Volts	Hz	Full Load Amps	Service Factor	THP	Frame	Stock Number	Shaft	Overload Protector	“C” Dim.	Notes
1/2	3450	115	60	7.0	1.0	0.5	48Y	BN23V1	Threaded	Auto	10.84	
3/4	3450	115	60	9.4	1.0	0.75	48Y	BN24V1	Threaded	Auto	11.21	90
1	3450	115	60	11.8	1.0	1.0	48Y	BN25V1	Threaded	Auto	11.46	
1.5	3450	230/115	60	8.0/16.0	1.0	1.5	48Y	BN35V1	Threaded	Auto	12.08	45
2	3450	230/115	60	10.0/20.0	1.0	2.0	48Y	BN40SS	Threaded	Auto	13.33	45

Century Flex 48 LASAR® Line (Low Amp Start and Run) • Two-speed • “1081” • “1563” • Rigid Base

.75 / .10	3450/1725	115	60	8.8/2.6	1.0	0.75	48Y	BN36	Threaded	Auto	12.08	
1.0 / .12	3450/1725	115	60	10.8/2.8	1.0	1.0	48Y	BN37V1**	Threaded	Auto	12.71	68,145,\$
1.5 / .25	3450/1725	115	60	13.5/4.7	1.0	1.5	48Y	BN50V1**	Threaded	Auto	13.21	68,145,\$
1.5 / .18	3450/1725	230	60	6.5/2.5	1.0	1.5	48Y	BN34V1**	Threaded	Auto	13.21	68,145,\$
2.0 / .25	3450/1725	230	60	10.5/2.6	1.0	2.0	48Y	BN51	Threaded	Auto	13.33	45

Century Flex 48 LASAR-XL • Extra Low Running Amps • Two-speed • Rigid Base

2.0 / .25	3450/1725	230	60	8.5/2.8	1.0	2.0	48Y	BN61 ★	Threaded	Auto	13.33	68,145,\$
3.0 / .38	3450/1725	230	60	12.0/3.5	1.0	3.0	48Y	BN62 ★	Threaded	Auto	14.33	68,90,145,\$
4.0 / .42 SPL	3450/1725	208-230	60	12.0/3.5	1.0	4.0	48Y	BN63 ★	Threaded	Auto	14.33	68,90,145,\$

Notes:

- § Energy efficient
- 45. Capacitor start
- 68. PSC Motor
- 90. 50°C Ambient
- 145. Run capacitor mounted on motor shell

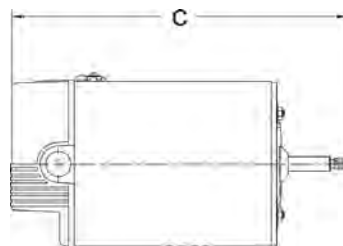
★ Meets California Energy Commission Appliance Regulations 2008 (Publication Number CEC-400-2006-002-REV1) www.energy.ca.gov

**BN37V1, BN50V1, BN34V1 are: LOW SPEED = cap start, induction run and HI SPEED = PSC

Important:

The pool motors on this page are **NOT equipped with a Safety Vacuum Release System (SVRS)**. SVRS helps prevent drowning due to body entrapment on underwater drains. In some pool configurations, if a person's body covers the drain, the person can be trapped by suction. The SVRS turns off the pump if this occurs.

⚠ WARNING Depending on your pool configuration, a SVRS may be required to meet local, state, and federal requirements.



Century® 56-Frame Replacement Spa Motors

Drip-proof – 60 HZ – Single Phase – Rigid Base – 6-1/2" Diameter – 3-1/2" Shaft Height

Features:

- PSC on High Speed
- E-Plus New Centurion Design
- Cap Start/Cap Run on Low Speed
- 50°C Ambient
- 3/8-16 UNC-2A Threads Includes Slinger
- Four Thru Bolts on a 5.812 Bolt Circle



B236

Status	HP-SPL*	RPM	Volts	Amps (A)**	Frame	Stock Number	Insul. Class	"C" Dim	Replaces Waterway #	Replaces OEM #	Replaces Stock #	Notes
NEW!	1.0 / .13 SPL	3450/1725	230	6.0/1.2 (A)	56Y	B2232★	F	11.99	3720621	187692	B232	108
NEW!	2.0 / .25 SPL	3450/1725	230	7.4/1.4 (A)	56Y	B2233★	F	12.24	3721021	187693	B233	108
NEW!	3.0 / .38 SPL	3450/1725	230	10.0/1.8 (A)	56Y	B2234★	F	12.74	3721421	187694	B234	108
NEW!	4.0 / .50 SPL	3450/1725	230	12.0/3.0	56Y	B2235★	F	13.49	3721621	187563	B235	108
	5.0 / .63 SPL	3450/1725	230	16.4/4.8	56Y	B236★	F	13.37	3722021	187098	–	108
	4.0 SPL	3450	230	12.0	56Y	B237	B	12.62	3711821	187624	–	–
	5.0 SPL	3450	230	16.4	56Y	B238	B	13.37	3712021	187970	–	–

Notes:

*HP-SPL means Horsepower – Special The reference chart provided below lists the horsepower and horsepower Amps at 1.0 service factor in relation to the HP-SPL ratings.

** (A) Max Load Amp Rating – As a guideline, at 230V ± 10% voltage, do not load motor above this Amp rating. Amp draw differences between the premium efficiency E-Plus New Centurion design (e.g. B2233) and the slightly less efficient discontinued Centurion design (e.g. B233) is attributable in part to the addition of a run capacitor on low speed. Use of Amp data to determine the correct replacement is not recommended. Instead, refer to the chart for the correct stock number to replace either an original Waterway pump motor or the now discontinued Centurion stock motor.

108. Two speed motor

★ Meets California Energy Commission Appliance Regulations 2008 Publication Number CEC-400-2006-002-REV1 www.energy.ca.gov

STOCK No.	B2232	B2233	B2234	B2235	B236	B237	B238
HP-SPL	1.0 / .13SPL	2.0 / .25SPL	3.0 / .38SPL	4.0 / .50SPL	5.0 / .63SPL	4.0SPL	5.0SPL
HP (at 1.0 S.F.)	1.0 / .12	1.5 / .19	2.0 / .25	3.0 / .38	4.0 / .50	3.0	4.0
HP Amps (at 1.0 S.F.)	4.8 / .8	6.4 / 1.2	8.8 / 1.6	12.0 / 3.0	16.4 / 4.8	12.0	16.4

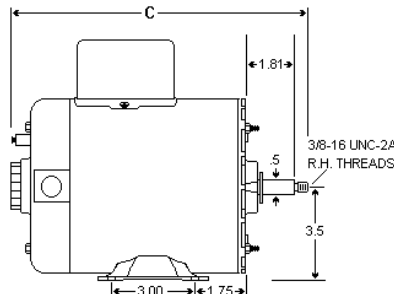
Discontinued Centurion Stock Number Reference

Disc. Stock Number	HP-SPL*	RPM	Volts	Amps (A)**	Replaces Waterway#
B232	1.0 / .18 SPL	3450/1725	230	6.4/2.6 (A)	3720621
B233	2.0 / .25 SPL	3450/1725	230	8.0/3.0 (A)	3721021
B234	3.0 / .30 SPL	3450/1725	230	10.0/3.5 (A)	3721421
B235	4.0 / .50 SPL	3450/1725	230	12.0/4.4	3721621

Important:

1. Total output (HP x service factor) of replacement motor must equal or exceed motor being replaced.
2. The pool motors on this page are **NOT equipped with a Safety Vacuum Release System (SVRS)**. SVRS helps prevent drowning due to body entrapment on underwater drains. In some pool configurations, if a person's body covers the drain, the person can be trapped by suction. The SVRS turns off the pump if this occurs.

⚠ WARNING Depending on your pool configuration, a SVRS may be required to meet local, state, and federal requirements.



Sta-Rite Direct Replacement Spa Motors

Features:

- Open Construction
- Threaded Shaft
- 1.0 Service Factor
- Rotation: CCW Pump End
- Rigid Base
- Through Bolt Mount
- \$ Energy Efficient
- 2-Speed (Capacitor Start Low Speed, PSC High Speed)
- Sealed Ball Bearings
- 50°C Ambient
- Auto Protector



Four Thru Bolts on a 5.146 Bolt Circle Replacement Motor for Dimension One, Hydroquip, GPM Industries, Hawkeye, Marquis and Master Spas

HP	RPM	Volts	Amps	Service Factor	THP	Frame	Stock Number	Insulation Class	Approx. "AG"	Dim. "BX"	Notes
1.0 / .12	3450/1725	115	10.4/3.6	1.0	1.0	56Z	SDS1102 ★	B	10.30	8.85	\$
1.5 / .19	3450/1725	230	7.2/2.4	1.0	1.5	56Z	SDS1152 ★	F	10.79	9.34	\$
2.0 / .25	3450/1725	230	8.5/3.0	1.0	2.0	56Z	SDS1202 ★	F	11.42	9.98	\$
2.5 / .25	3450/1725	230	10.7/3.0	1.0	2.5	56Z	SDS1252 ★	F	10.67	9.23	\$
3.0 / .38	3450/1725	230	12.0/3.7	1.0	3.0	56Z	SDS1302 ★	F	10.92	9.48	\$

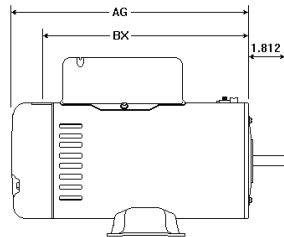
Note:

\$ Energy efficient

When crossing to an original equipment Century Motor, use the Quick Cross Reference table. Find the amps and model number of the OEM motor on the motor nameplate. Find the equivalent amps and model number on the Quick Cross Reference table below. The replacement is the stock number listed in the "Use" column. The horsepower and service factor may not be the same, but the motors are the same.

QUICK CROSS REFERENCE BY AMPS AND MOTOR MODEL NUMBER		
Name Plate Amps	Name Plate Model No.	Use Stock No.
10.4 / 3.6	K48L2A1	SDS1102
7.2 / 2.4	K48M2A4	SDS1152
8.5 / 3.0	K48N2A5	SDS1202
10.7 / 3.0	K48N2A4C2	SDS1252
12.0 / 3.7	K48P2A1	SDS1302

★ Meets California Energy Commission Appliance Regulations 2008
(Publication Number CEC-400-2006-002-REV1)
www.energy.ca.gov



Important:

The pool motors on this page are **NOT equipped with a Safety Vacuum Release System (SVRS)**. SVRS helps prevent drowning due to body entrapment on underwater drains. In some pool configurations, if a person's body covers the drain, the person can be trapped by suction. The SVRS turns off the pump if this occurs.

⚠ WARNING Depending on your pool configuration, a SVRS may be required to meet local, state, and federal requirements.

Above Ground Swimming Pool & Spa Pump Motors

Jetted Tub/Spa/Above Ground Swimming Pool Pump Motors – Split Phase, Capacitor Start & PSC Single-phase – Drip-proof – Ball Bearing – Rigid Base & No Base – 3450 and 3450/1725 RPM – 1/2 thru 4 HP SP



Hoffinger Replacement (Doughboy/Lomart) • No Base

HP	RPM	Volts	Hz	Full Load Amps	Service Factor	THP	Frame	Stock Number	Shaft	Overload Protector	"C" Dim.	Notes
1	3450	115	60	10.0	1.0	1.0	48Y	BV90	Threaded	Auto	10.45	
1	3450	115	60	9.0	1.0	1.0	48Y	BV91	Threaded	Auto	10.22	285

Notes:

285. 3/8-16, Left hand threads, CWPE rotation

★ Meets California Energy Commission Appliance Regulations 2008 (Publication Number CEC-400-2006-002-REV1) www.energy.ca.gov

Century® Pool Cleaner Replacement Pump Motors

Permanent Split Capacitor – Switchless – Single Phase – Drip-proof
No Base & Rigid Base – 3600 RPM

Features:

- Ball Bearings
- CW Non-Reversible
- Aluminum Adapter Bracket
- 40°C Ambient
- 303 Stainless Steel Shaft
- 60 Hz
- Class B Insulation
- "1081" Features



B662 & B663

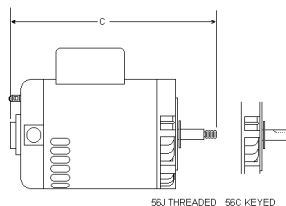
Applications: Replacement motor for Arneson "Pool Sweep," Polaris "Vac-Sweep" and Letro "Jet Vac" brand pool cleaners.

HP	RPM	Volts	Service Factor	Service Amps	THP	Frame	Stock Number	Shaft	Base	Mount	Overload Protector	"C" Dim.	Brand	Notes
3/4	3450	230/115	6.4/12.8	1.50	1.13	56CZ	B625	Threaded	None	Horizontal	Auto	14.03	Polaris	222
3/4	3450	230/115	6.0/12.0	1.50	1.13	56Y	B662	Threaded	Rigid	Horizontal	Auto	11.74	Arneson	12
3/4	3450	230/115	6.0/12.0	1.50	1.13	56Y	B663	Threaded	None	Vertical	Auto	10.89	Arneson	12
3/4	3450	230/115	6.0/12.0	1.50	1.13	56Y	B667	Threaded	Rigid	Horizontal	Auto	12.97	Letro	12,247
3/4	3450	230/115	6.5/13.0	1.50	1.13	56CZ	B668	Threaded	None	Horizontal	Auto	13.87	Letro	246

Notes:

- 12. 303 Stainless steel shaft
- 222. Does not have Aluminum Adapter Bracket
- 246. B668 fits pump #LA01N manufactured March 1997 to present
- 247. B667 fits pump #LA01 manufactured March 1997 and prior

Pool Cleaner (Booster Pump) motors are not included in the California Energy Commission Appliance Regulations 2006 (Publication Number CEC 400-2006-002 REV 1)



Important:

1. Total output (HP x service factor) of replacement motor must equal or exceed motor being replaced.
2. The pool motors on this page are **NOT equipped with a Safety Vacuum Release System (SVRS)**. SVRS helps prevent drowning due to body entrapment on underwater drains. In some pool configurations, if a person's body covers the drain, the person can be trapped by suction. The SVRS turns off the pump if this occurs.

⚠ WARNING Depending on your pool configuration, a SVRS may be required to meet local, state, and federal requirements.

Century® Purex Replacement Pump Motors

Horizontal – Dripproof – No Base

2 Pole - 5 thru 15 HP

Features:

- Ball Bearings
- 40°C Ambient
- Reversible
- External Slinger
- Keyed Shaft, Non NEMA Dim.
- D Flange



R338M2

Applications: Purex “C” Series Commercial Pump.

HP	RPM	Volts	Service Factor	THP	Hertz	Full Load Amps	Frame	Insul Class	Stock Number	Overload	“C” Dim	EFF	Notes
Single Phase * Capacitor Start													
5	3520	230	1.15	5.75	60	25.4	184TDZ	F	V214M2	None	17.32	78.5	2194
Three Phase													
5	3490/2880	208-220/440	1.15	5.75	60/50	13.6-13/6.5	182TDZ	F	R237M2	None	14.32	85.5	6, 2194
7.5	3470/2850	208-220/440	1.15	8.63	60/50	19-18.4/9.2	184TDZ	F	R232M2	None	16.32	87.5	6, 2194
7.5	3470	200	1.15	8.63	60	20.3	184TDZ	F	R257M2	None	15.32	87.5	2194
10	3500/2865	208-220/440	1.15	11.50	60/50	26.3-25.3/12.7	213TDZ	F	R338M2	None	16.54	88.5	6, 2194
15	3525/2910	208-220/440	1.15	17.25	60/50	40.5-38/19	215TDZ	F	R339M2	None	18.04	89.5	6, 2194

Notes:

- 6. 60/50 HZ
- 2194. OEM Purex Frame Suffix “TY” is equivalent to current Frame Suffix “TDZ”

Century® Pentair/Pac Fab Replacement Pump Motors

Square Flange – Horizontal – Dripproof

No Base – 60 HZ

Features:

- Ball Bearings
- 40°C Ambient
- Class B Insulation

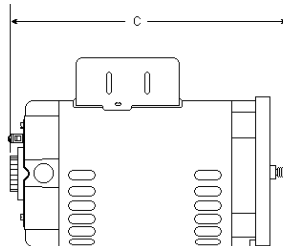


B1000

HP	RPM	Volts	Service Factor	THP	Hertz	Full Load Amps	Frame	Insul Class	Stock Number	Pac Fab Number	“C” Dim	EFF	Notes
Single Phase PSC “1081”													
5	3450	208-230	1.0	5.00	60	21.0-19.4	56Y	B	B1000	35-5705	14.9		
Three Phase “1081”													
3	3450	208-230/460	1.15	3.45	60	9.8-9.6/4.8	56Y	B	H755		13.9		90
5	3450	208-230/460	1.0	5.00	60	13.4-13.4-6.7	56Y	B	H995	35-5704	14.9		

Notes:

- 90. 50°C Ambient



Important:

1. Total output (HP x service factor) of replacement motor must equal or exceed motor being replaced.
2. The pool motors on this page are **NOT equipped with a Safety Vacuum Release System (SVRS)**. SVRS helps prevent drowning due to body entrapment on underwater drains. In some pool configurations, if a person's body covers the drain, the person can be trapped by suction. The SVRS turns off the pump if this occurs.

⚠ WARNING Depending on your pool configuration, a SVRS may be required to meet local, state, and federal requirements.

Special Direct Replacement Pump Motors

Important: Total horsepower (HP x service factor) of replacement motor must equal or exceed motor being replaced

Features:

- Auto Protector
- CCWPE Rotation
- Ball Bearings
- 60 Hz
- Capacitor Start
- Internally Mounted Capacitor
- Continuous Duty
- 40°C Ambient
- High Service Factors
- Sealed Switch Design
- 303 Stainless Steel Thrd. Shafts



R1052

VERTICAL MOUNT - ROUND FLANGE - SINGLE PHASE

HP	RPM	Volts	Max Amps	Service Factor	Frame	Stock Number	Bearings	Enclosure	Shaft	Insul. Class	"AG" Dim	Sta-Rite Reference
1/2	3450	115/230	12.4/6.2	1.90	48Y	R1052	Ball	ODP	Spl Thd	B	9.50	A200CH
3/4	3450	115/230	14.8/7.4	1.65	48Y	R1072	Ball	ODP	Spl Thd	B	10.13	A200DH
1	3450	115/230	19.2/9.6	1.65	48Y	R1102	Ball	ODP	Spl Thd	B	11.19	A200EH



R1072ES

ROUND FLANGE - EXTENDED SHAFT - SINGLE PHASE

HP	RPM	Volts	Max Amps	Service Factor	Frame	Stock Number	Enclosure	Shaft	Insul. Class	"AG" Dim	Sta-Rite Reference	Notes
3/4	3450	115/230	14.8/7.4	1.65	48Y	R1072ES	ODP	Spl Thd	B	10.13	A300DH	
1	3450	115/230	19.2/9.6	1.65	48Y	R1102ES	ODP	Spl Thd	B	11.19	A300EH	
1.5	3450	230	12.0	1.47	48Y	R1152ES	ODP	Spl Thd	B	11.94	A300FH	
2	3450	230	11.5	1.30	48Y	R1202ES	ODP	Spl Thd	B	11.94	AE300GH	20,\$



Q1072ES

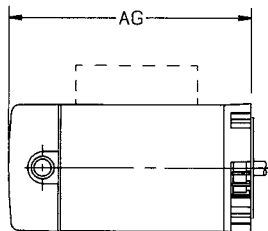
SQUARE FLANGE - EXTENDED SHAFT - SINGLE PHASE

HP	RPM	Volts	Max Amps	Service Factor	Frame	Stock Number	Bearings	Enclosure	Shaft	Insul. Class	"AG" Dim.	Sta-Rite Reference
3/4	3450	115/230	14.8/7.4	1.65	48Y	Q1072ES	Ball	ODP	Spl Thd	B	13.13	A700DH
1	3450	115/230	19.2/9.6	1.65	48Y	Q1102ES	Ball	ODP	Spl Thd	B	13.5	A700EH
1.5	3450	115/230	24.0/12.0	1.47	48Y	Q1152ES	Ball	ODP	Spl Thd	B	12.13	A700FH

Note:

\$ Energy Efficient \$

20. \$ Energy Efficient capacitor start, capacitor run "Conservationist™" motor



Century® Hayward Northstar Replacement Pump Motors

NEMA C-Face – Dripproof – No Base – 60 Hz – Energy Efficient

Features:

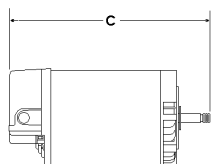
- Ball Bearings
- 50°C Ambient
- 303 Stainless Steel Shaft
- Class B Insulation
- 60 Hz
- Low Noise
- Switchless
- E-Coated Main Frame for Superior Corrosion Resistance
- Cool Running for Longer Winding Life



HP	RPM	Volts	Full Load Amps	Service Factor	THP	Frame	Stock Number	Industry Number	"C" Dim.	Notes
Full Rated										
3/4	3450	208-230/115	6.0-5.5/11.0	1.85	1.39	56J	SN1072	SP1607Z1BNSC	13.10	\$
1	3450	208-230/115	8.5-7.8/15.6	1.85	1.85	56J	SN1102	SP1610Z1BNSC	13.35	\$
1.5	3450	208-230/115	11.0-10.2/20.4	1.60	2.4	56J	SN1152	SP1615Z1BNSC	13.85	\$
2	3450	208-230	13.0-11.8	1.35	2.7	56J	SN1202	SP1620Z1BNSC	14.60	\$
3	3450	208-230	20.6-19.0	1.60	4.8	56J	SN1302	SP1630Z1BNSC	16.10	\$
Up rated										
1	3450	208-230/115	6.0-5.5/11.0	1.40	1.40	56J	USN1102	Sp1607Z1MNSC	13.10	\$
1.5	3450	208-230/115	8.5-7.8/15.6	1.25	1.88	56J	USN1152	SP1610Z1MNSC	13.35	\$
2	3450	208-230/115	11.0-10.2/20.4	1.20	2.4	56J	USN1202	SP1615Z1MNSC	13.85	\$
2.5	3450	208-230	13.0-11.8	1.10	2.75	56J	USN1252	SP1620Z1MNSC	14.60	\$
3	3450	208-230	16.0-14.8	1.20	3.6	56J	USN1302	SP1625Z1MNSC	14.85	\$

Note:

\$ Energy Efficient \$



Important:

1. Total output (HP x service factor) of replacement motor must equal or exceed motor being replaced.
2. The pool motors on this page are **NOT equipped with a Safety Vacuum Release System (SVRS)**. SVRS helps prevent drowning due to body entrapment on underwater drains. In some pool configurations, if a person's body covers the drain, the person can be trapped by suction. The SVRS turns off the pump if this occurs.

⚠ WARNING

Depending on your pool configuration, a SVRS may be required to meet local, state, and federal requirements.

Century® Hayward TriStar Replacement Pump Motors

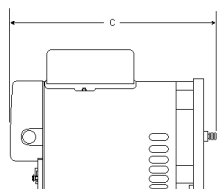
Features:

- 303 Stainless Steel Shaft
- 60°C Ambient
- Automatic Protector
- Ball Bearing
- Capacitor Start/Capacitor Run
- Class F Insulation
- Energy Efficient
- Open Drip Proof
- Single Phase



Single Speed - "1081" Capacitor Start/Capacitor Run - High Efficiency - Square Flange - Full Rate

HP	RPM	Volts	Amps	Service Factor	THP	Frame	Stock Number	Shaft	Overload Protector	"C" Dim	Industry Number
1/2	3450	115/208-230	8.6/5.0-4.30	1.99	1.0	56Y	HSQ1052	Threaded	Auto	12.8	SP3205Z1BE
3/4	3450	115/208-230	11.6/7.0-5.8	1.85	1.39	56Y	HSQ1072	Threaded	Auto	13.1	SP3207Z1BE
1	3450	115/208-230	15.0/8.8-7.5	1.85	1.85	56Y	HSQ1102	Threaded	Auto	13.4	SP3210Z1BE
1.5	3450	115/208-230	20.0/12.0-10.0	1.60	2.4	56Y	HSQ1152	Threaded	Auto	13.8	SP3215Z1BE
2	3450	208-230	12.0-11.0	1.35	2.7	56Y	HSQ1202	Threaded	Auto	4.1	SP3220Z1BE
3	3450	208-230	15.4	1.20	3.6	56Y	HSQ1302	Threaded	Auto	15.12	SP3230Z1BE
5	3450	208-230	22.0	1.0	5.0	56Y	HSQ1502	Threaded	Auto	15.12	SP3240Z1ME



Important:

1. Total output (HP x service factor) of replacement motor must equal or exceed motor being replaced.
2. The pool motors on this page are **NOT equipped with a Safety Vacuum Release System (SVRS)**. SVRS helps prevent drowning due to body entrapment on underwater drains. In some pool configurations, if a person's body covers the drain, the person can be trapped by suction. The SVRS turns off the pump if this occurs.

⚠ WARNING

Depending on your pool configuration, a SVRS may be required to meet local, state, and federal requirements.

NEMA C-Face 3-Phase Pump Motors

Features:

- Ball Bearings
- Continuous Duty
- Open Dripproof
- NEMA "56C" Mount
- 40°C Ambient
- 60 Hz
- Internal Junction Box
- Keyed and Stainless Steel Threaded Shafts



T3052

NEMA C Face mounting bracket, and end frames are die-cast corrosion resistant aluminum, accurately machined for maximum concentricity, and minimum runout. Stator assemblies are press fitted into rolled steel main frames. Double shielded ball bearings, selected for quiet operation, are lubricated for life with greases specifically chosen for moisture and heat resistant qualities.

1/2" x 14 thread tapped opening is provided for conduit fitting. No external junction box required connections made under motor canopy. Motors are supplied with horizontal canopy but are easily converted for vertical operation with the use of optional vertical canopy (#621335-002).

HP	RPM	Volts	Max. Amps	Service Factor	THP	Frame	Stock Number	Shaft	Protector	Approx. "AG"	Notes
1/2	3450	208-230/460	2.7/1.35	1.6	0.8	56J	T3052	Thrd	None	8-5/8	
3/4	3450	208-230/460	3.4/1.7	1.5	1.125	56C	K3072	Key	None	9-1/8	
3/4	3450	208-230/460	3.4/1.7	1.5	1.125	56J	T3072	Thrd	None	9-1/8	
1	3450	208-230/460	4.0/2.0	1.4	1.4	56C	K3102	Key	None	9-11/16	
1	3450	208-230/460	4.0/2.0	1.4	1.4	56J	T3102	Thrd	None	9-11/16	
1.5	3450	208-230/460	6.8/3.4	1.3	1.95	56C	K3152	Key	None	11-5/16	
1.5	3450	208-230/460	6.8/3.4	1.3	1.95	56J	T3152	Thrd	None	11-5/16	
2	3450	208-230/460	8.6/4.3	1.2	2.4	56C	K3202	Key	None	11-5/16	
2	3450	208-230/460	8.6/4.3	1.2	2.4	56J	T3202	Thrd	None	11-5/16	



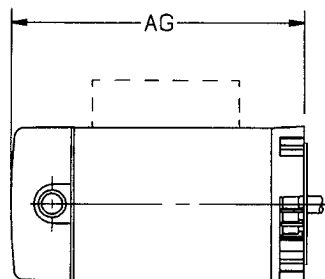
Q3052

THREE PHASE SQUARE FLANGE PUMP MOTORS

Features:

- All Copper Windings
- Open Dripproof
- 303 Stainless Steel Threaded Shaft
- Sealed Ball Bearings
- 50°C Ambient
- 60 Hz

HP	RPM	Amps Volts	Service Hi - Lo	Factor	THP	Frame	Stock Number	Overload Protector	Approx. "AG"
1/2	3450	208-230/460	3.0/1.5	1.9	.95	48Y	Q3052	None	9-7/8
3/4	3450	208-230/460	3.6/1.8	1.65	1.24	48Y	Q3072	None	10-3/8
1	3450	208-230/460	4.7/2.35	1.65	1.65	48Y	Q3102	None	10-7/8
1.5	3450	208-230/460	6.8/3.4	1.47	2.21	48Y	Q3152	None	11-7/8
2	3450	208-230/460	8.5/4.25	1.3	2.6	48Y	Q3202	None	12-5/8
3	3450	200-230/460	9.7/4.9	1.15	3.45	56Y	Q3302V1	None	12



Important:

1. Total output (HP x service factor) of replacement motor must equal or exceed motor being replaced.
2. The pool motors on this page are **NOT equipped with a Safety Vacuum Release System (SVRS)**. SVRS helps prevent drowning due to body entrapment on underwater drains. In some pool configurations, if a person's body covers the drain, the person can be trapped by suction. The SVRS turns off the pump if this occurs.

⚠ WARNING Depending on your pool configuration, a SVRS may be required to meet local, state, and federal requirements.

Squirrel Cage (Three Phase) – Dripproof – 3600/3000 RPM – 1/2 thru 3 HP

Features:

- Ball Bearings
- 40°C Ambient
- Class A or B Insulation
- Cast Iron NEMA “C” Bracket
- 303 Stainless Steel Shaft
- Reversible (Three Phase)
- 50/60 Hz



H281

60/50 Hz • Three Phase “1081” • Full Rate • High Service Factor

HP	RPM	Volts	Service Factor Amps@ 60 Hz	Service Factor	THP	Frame	Stock Number	Shaft	Overload Protector	Insul. Class	“C” Dim.	Notes
1/2	3450	208-230/460	2.1-2.4/1.2	1.60	0.8	56C	H281	Keyed	None	A	11.87	282
1/2	3450	208-230/460	2.1-2.4/1.2	1.60	0.8	56J	H282	Threaded	None	A	12.05	282
3/4	3450	208-230/460	3.7-3.6/1.8	1.50	1.13	56C	H450	Keyed	None	A	12.80	282
3/4	3450	208-230/460	3.7-3.6/1.8	1.50	1.13	56J	H451	Threaded	None	A	12.12	282
1	3450	208-230/460	4.3-4.0/2.0	1.40	1.40	56C	H513	Keyed	None	A	12.62	282
1	3450	208-230/460	4.3-4.0/2.0	1.40	1.40	56J	H514	Threaded	None	A	12.12	282
1.5	3450	208-230/460	5.9-5.6/2.8	1.30	1.95	56C	H616	Keyed	None	A	13.24	282
1.5	3450	208-230/460	5.9-5.6/2.8	1.30	1.95	56J	H617	Threaded	None	A	12.62	282
2	3450	208-230/460	7.0-6.6/3.3	1.20	2.4	56C	H704	Keyed	None	A	13.62	282
2	3450	208-230/460	7.0-6.6/3.3	1.20	2.4	56J	H705	Threaded	None	A	13.12	282
3	3450	208-230/460	9.6-9.2/4.6	1.15	3.45	56C	H740	Keyed	None	B	13.30	257
3	3450	208-230/460	9.6-9.2/4.6	1.15	3.45	56J	H741	Threaded	None	B	13.12	257

Note:

257. 60 HZ only

282. 3450 RPM for 60 HZ and 2875 RPM for 50 HZ

Centurion® Square Flange Pool and Spa Pump Motors

Squirrel Cage – Three Phase – Dripproof – No Base – 3600 RPM – 1/2 thru 3 HP

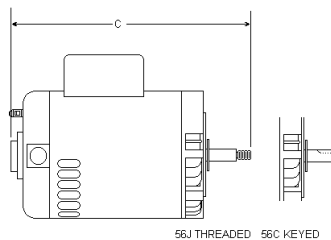
Features:

- Ball Bearings
- 60 Hz
- 50°C Ambient
- Class B Insulation
- 303 Stainless Steel Threaded Shafts



H491

HP	RPM	Volts	Service Factor Amps@ 60 Hz	Service Factor	THP	Frame	Stock Number	Shaft	Overload Protector	“C” Dim.	Notes
1/2	3450	208-230/460	3.2-3.0/1.5	1.90	0.95	56Y	H491	Threaded	None	12.2	
3/4	3450	208-230/460	3.8-3.6/1.8	1.65	1.24	56Y	H492	Threaded	None	12.8	
1	3450	208-230/460	5.0-4.6/2.3	1.65	1.65	56Y	H635	Threaded	None	13.2	
1.5	3450	208-230/460	6.4-5.8/2.9	1.47	2.21	56Y	H636	Threaded	None	13.4	
2	3450	208-230/460	7.1-6.8/3.4	1.30	2.6	56Y	H637	Threaded	None	13.9	
3	3450	208-230/460	9.0-8.6/4.3	1.15	3.45	56Y	H755	Threaded	None	13.9	



Important:

1. Total output (HP x service factor) of replacement motor must equal or exceed motor being replaced.
2. The pool motors on this page are **NOT equipped with a Safety Vacuum Release System (SVRS)**. SVRS helps prevent drowning due to body entrapment on underwater drains. In some pool configurations, if a person's body covers the drain, the person can be trapped by suction. The SVRS turns off the pump if this occurs.

⚠ WARNING Depending on your pool configuration, a SVRS may be required to meet local, state, and federal requirements.

NEMA-C Face Single Phase Jet Pump Motors

Important: Total horsepower (HP x service factor) of replacement motor must equal or exceed motor being replaced

Features:

- Auto Protector
- Ball Bearings
- CCWPE & Reversible
- Capacitor Start
- Internally Mounted Capacitor
- Continuous Duty
- Sealed Switch Design
- 40°C Ambient
- 60 Hz
- High Service Factors
- NEMA "56C" Mount
- "778" Design
- Carbon Keyed and 303 Stainless Steel Thrd. Shafts



T1032

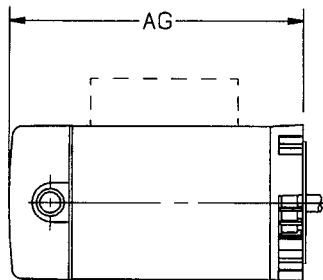
WARNING: Not a suitable replacement for swim pool pump motors.

NEMA-C Face Single Phase Jet Pump Motors

HP	RPM	Volts	Max. Amps	Service Factor	Frame	Stock Number	Enclosure	Shaft	Insul Class	Rotation	"AG" Dim	Notes
1/3	3450	115/230	8.6/4.3	1.80	56C	K1030	ODP	Keyed	B	CCWPE	8-1/4	
1/3	3450	115/230	8.6/4.3	1.80	56C	K1032	ODP	Keyed	B	REV	8-1/4	
1/3	3450	115/230	8.6/4.3	1.80	56J	T1032	ODP	Threaded	B	CCWPE	8-1/4	12
1/2	3450	115/230	10.8/5.4	1.60	56C	K1050	ODP	Keyed	B	CCWPE	8-5/8	
1/2	3450	115/230	10.8/5.4	1.60	56C	K1052	ODP	Keyed	B	REV	8-5/8	
1/2	3450	115/230	10.8/5.4	1.60	56J	T1052	ODP	Threaded	B	CCWPE	8-5/8	12
3/4	3450	115/230	14.8/7.4	1.50	56C	K1070	ODP	Keyed	B	CCWPE	9-1/2	
3/4	3450	115/230	14.8/7.4	1.50	56C	K1072	ODP	Keyed	B	REV	9-1/2	
3/4	3450	115/230	14.8/7.4	1.50	56J	T1072	ODP	Threaded	B	CCWPE	9-1/2	12
1	3450	115/230	16.2/8.1	1.40	56C	K1100	ODP	Keyed	B	CCWPE	10	
1	3450	115/230	16.2/8.1	1.40	56C	K1102	ODP	Keyed	B	REV	10	
1	3450	115/230	16.2/8.1	1.40	56J	T1102	ODP	Threaded	B	CCWPE	10	12
1.5	3450	115/230	22.0/11.0	1.30	56C	K1150	ODP	Keyed	B	CCWPE	11-5/16	
1.5	3450	115/230	22.0/11.0	1.30	56C	K1152	ODP	Keyed	B	REV	11-5/16	
1.5	3450	115/230	22.0/11.0	1.30	56J	T1152	ODP	Threaded	B	CCWPE	11-5/16	12
2	3450	115/230	22.6/11.3	1.20	56C	K1200	ODP	Keyed	B	CCWPE	11-15/16	20,\$
2	3450	115/230	22.6/11.3	1.20	56C	K1202	ODP	Keyed	B	REV	11-15/16	20,\$
2	3450	115/230	22.6/11.3	1.20	56J	T1202	ODP	Threaded	B	CCWPE	11-15/16	20,\$
3	3450	208-230	15.0-13.3	1.15	56C	SK1302V1	ODP	Keyed	B	CWLE	13-7/8	12,20,90,142,\$
3	3450	208-230	15.0-13.3	1.15	56J	ST1302V1	ODP	Threaded	B	CWLE	14-3/16	20,90,142,\$

Notes:

- \$ Energy Efficient
- 12. 303 Stainless Steel Shaft
- 20. \$ Energy Efficient capacitor start, capacitor run "Conservationist" motor
- 90. 50°C ambient
- 142. Service factor amps



Square Flange Single Phase Jet Pump Motors

Important: Total horsepower (HP x service factor) of replacement motor must equal or exceed motor being replaced

Features:

- High Service Factors
- Rotation-CCW Pump End
- Continuous Duty
- 303 Stainless Steel Thr. Shafts
- Capacitor Start
- Internally Mounted Capacitor
- Sealed Switch Design
- "778" Design
- 60 Hz
- 50°C Ambient



Q1032

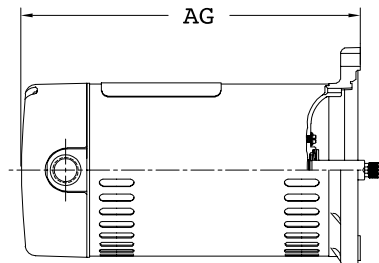
WARNING: Not a suitable replacement for square flange swim pool pump motors.

Square Flange Single Phase Jet Pump Motors

HP	RPM	Volts	Maximum Amps	Service Factor	Frame	Stock Number	Bearings	Enclosure	Insul Class	Protector	Approx. "AG"	Notes
1/3	3450	115/230	9.9/4.95	1.95	48Y	Q1032	Ball	ODP	B	Auto	9.63	
1/2	3450	115/230	12.4/6.2	1.90	48Y	Q1052	Ball	ODP	B	Auto	10.38	
3/4	3450	115/230	14.8/7.4	1.65	48Y	Q1072	Ball	ODP	B	Auto	11.00	
1	3450	115/230	19.9/9.95	1.65	48Y	Q1102	Ball	ODP	B	Auto	11.88	
1.5	3450	115/230	24.0/12.0	1.47	48Y	Q1152	Ball	ODP	B	Auto	12.63	
2	3450	115/230	24.0/12.0	1.25	48Y	Q1202	Ball	ODP	B	Auto	12.63	20,31,\$

Notes:

- \$ Energy Efficient
- 20. \$ Energy Efficient capacitor start, capacitor run "Conservationist" motor
- 31. 40 degree C ambient



Century® NEMA “C” Face Commercial Pump Motors

Commercial Pump Motors – Three Phase – Squirrel Cage – Dripproof, TEFC & TENV

No Base 3600 RPM – 1/3 thru 3 HP

Features: Double Sealed Ball bearings • 60 Hz • 40°C Ambient

Applications: Domestic, commercial and industrial water systems. May be mounted horizontally or vertically, open or enclosed, keyed or threaded shaft. Shaft end ball bearings locked in bracket takes all pump thrust.



H506

DRIPPROOF

HP	RPM	Volts	Service Factor Amps	Service Factor	Frame	Stock Number	Enclosure	Shaft	Insul. Class	Overload Protector	“C” Dim.	Notes
1/3	3450/2850	200-230/460	2.0-1.8/1.9	1.75	56C	H251	ODP	Keyed	B	None	10.5	6,48,267
1/3	3450	575	0.72	1.75	56C	H198	ODP	Keyed	B	None	10.5	
1/3	3450/2850	200-230/460	2.0-1.8/1.9	1.75	56J	H137	ODP	Threaded	B	None	11.0	6,12,267
1/2	3450/2850	208-230/460	2.6-2.6/1.3	1.60	56C	H254	ODP	Keyed	B	None	10.5	6,48,267
1/2	3450	575	0.90	1.60	56C	H247	ODP	Keyed	B	None	10.5	
1/2	3450/2850	208-230/460	2.6-2.6/1.3	1.60	56J	H155	ODP	Threaded	B	None	11.0	6,12,267
1/2	3450	575	0.9	1.60	56J	H248	ODP	Threaded	B	None	11.0	12
3/4	3450/2850	208-230/460	3.4-3.4/1.7	1.50	56C	H508	ODP	Keyed	B	None	11.3	6,48,267
3/4	3450	575	1.2	1.50	56C	H298	ODP	Keyed	B	None	11.3	
3/4	3450/2850	208-230/460	3.4-3.4/1.7	1.50	56J	H446	ODP	Threaded	B	None	11.8	6,12,267
3/4	3450	575	1.2	1.50	56J	H299	ODP	Threaded	B	None	11.8	12
1	3450/2850	208-230/460	4.3-4.0/2.0	1.40	56C	H511	ODP	Keyed	B	None	11.3	6,48,267
1	3450	575	1.5	1.40	56C	H428	ODP	Keyed	B	None	11.3	
1	3450/2850	208-230/460	4.3-4.0/2.0	1.40	56J	H506	ODP	Threaded	B	None	11.8	6,12,267
1	3450	575	1.5	1.40	56J	H429	ODP	Threaded	B	None	11.8	12
1.5	3450/2850	208-230/460	5.8-5.6/2.8	1.30	56C	H609	ODP	Keyed	B	None	11.8	6,48,267
1.5	3450	575	1.75	1.30	56C	H592	ODP	Keyed	B	None	11.8	
1.5	3450/2850	208-230/460	5.8-5.6/2.8	1.30	56J	H607	ODP	Threaded	B	None	12.3	6,12,267
1.5	3450	575	1.75	1.30	56J	H593	ODP	Threaded	B	None	12.3	12
2	3450/2850	200-230/460	6.8-6.6/3.3	1.20	56C	H612	ODP	Keyed	B	None	12.3	6,48,267
2	3450	575	2.5	1.20	56C	H628	ODP	Keyed	B	None	12.3	
2	3450/2850	200-230/460	6.8-6.6/3.3	1.20	56J	H733	ODP	Threaded	B	None	12.8	6,12,267
2	3450	575	2.5	1.20	56J	H629	ODP	Threaded	B	None	12.8	12
3	3450	200-230/460	9.8-9.6/4.8	1.15	56C	H736	ODP	Keyed	B	None	12.3	
3	3450	575	3.4	1.15	56C	H713	ODP	Keyed	B	None	12.3	
3	3450	200-230/460	9.8-9.6/4.8	1.15	56J	H734	ODP	Threaded	B	None	12.8	12
3	3450	575	3.4	1.15	56J	H714	ODP	Threaded	B	None	12.8	12

TEFC

HP	RPM	Volts	Service Factor Amps	Service Factor	Frame	Stock Number	Enclosure	Shaft	Insul. Class	Overload Protector	“C” Dim.	Notes
1/3	3450	200-230/460	1.3-1.4/1.7	1.15	56J	H259	TENV	Threaded	B	None	9.7	12
1/2	3450	200-230/460	1.9-1.8/1.9	1.15	56C	H192	TENV	Keyed	B	None	9.5	
1/2	3450	200-230/460	1.9-1.8/1.9	1.15	56J	H283	TENV	Threaded	B	None	10.1	12
3/4	3450	200-230/460	2.6-2.4/1.2	1.15	56C	H193	TEFC	Keyed	B	None	11.3	
3/4	3450	200-230/460	2.6-2.4/1.2	1.15	56J	H515	TEFC	Threaded	B	None	11.9	12
3/4	3450	575	0.92	1.00	56J	H966	TEFC	Threaded	B	None	11.8	12
1	3450	200-230/460	3.2-3.0/1.5	1.15	56C	H194	TEFC	Keyed	B	None	11.3	
1	3450	200-230/460	3.2-3.0/1.5	1.15	56J	H516	TEFC	Threaded	B	None	11.8	12
1	3450	575	1.15	1.00	56J	H967	TEFC	Threaded	B	None	11.8	12
1.5	3450	200-230/460	4.5-4.2/2.1	1.15	56C	H195	TEFC	Keyed	B	None	11.7	
1.5	3450	200-230/460	4.5-4.2/2.1	1.15	56J	H661	TEFC	Threaded	B	None	12.3	12
1.5	3450	575	1.6	1.00	56J	H968	TEFC	Threaded	B	None	12.2	12
2	3450	200-230/460	6.0-5.3/2.65	1.15	56C	H196	TEFC	Keyed	B	None	12.2	
2	3450	200-230/460	6.0-5.5/2.75	1.15	56J	H706	TEFC	Threaded	B	None	12.8	12
2	3450	575	2.2	1.00	56J	H969	TEFC	Threaded	B	None	12.7	12
2	3450	575	2.2	1.00	56C	H948	TEFC	Keyed	B	None	12.6	1
3	3450	200-230/460	8.5-8.2/4.1	1.00	56C	H197	TEFC	Keyed	B	None	13.5	
3	3450	200-230/460	8.5-8.2/4.1	1.00	56J	H707	TEFC	Threaded	B	None	13.8	12,104
3	3450	575	3.1	1.00	56J	H970	TEFC	Threaded	B	None	14.2	12

Notes:

- 1. Item to be discontinued when stock is depleted 6. 60/50 Hertz 12. 303 Stainless steel shaft
- 48. 1.0 Service factor at 50 HZ 104. Vertical mount 267. 50 Hz-1.00 Service Factor, 190/380 volt

Century® Close-Coupled Pump Motors

Types JM, JP- Three-Phase - Horizontal - Dripproof - Rigid Base - Rolled Steel 3600 and 1800 RPM - 60 Hz - 1 thru 3 HP - CE, CSA, UL Approvals

Features:

- Ball Bearings
- External Slinger
- 60 Hz
- 40°C Ambient
- Oversized Locked Shaft End Bearing
- Frame Suffix Letters JM and JP Designate NEMA Standard Motors



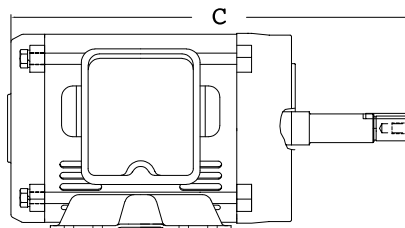
CP010

Applications: Commercial/industrial pump duty. Designed to meet a wide variety of applications for fluid transfer.

HP	RPM	Volts	Full Load Amps	Service Factor	Frame	Stock Number	Type	Insulation Class	"C" Dim.	Efficiency	Notes
1	1750	208-230/460	3.1-2.8/1.4	1.15	143JM	CP010	E+3(NP)	F	13.8	85.5	
1	1745/1425	230/460	3.0/1.5	1.25	143JP	E118E	E+	B	18.6	82.5	
1	1750	208-230/460	3.1-2.8/1.4	1.15	143JP	CP011	E+3(NP)	F	16.9	85.5	
1.5	3500	208-230/460	4.2-3.8/1.9	1.15	143JM	CP014	E+3(NP)	F	13.8	84	
1.5	3500	208-230/460	4.2-3.8/1.9	1.15	143JP	CP015	E+3(NP)	F	16.9	84	
1.5	1725	230/460	4.0/2.0	1.25	145JP	E157E	E+	B	17.9	84	
1.5	1750	208-230/460	4.3-3.9/1.95	1.15	145JM	CP012	E+3(NP)	F	14.02	86.5	
1.5	1750	208-230/460	4.4-3.9/1.95	1.15	145JP	CP013	E+3(NP)	F	17.9	86.5	
2	3450	230/460	5.4/2.7	1.15	145JM	E159E	E+	B	15.9	84	
2	3450/2850	230/460	5.4/2.7	1.25	145JM	E172E	E+	B	17.9		6,21
2	3500	208-230/460	5.5-5.0/2.5	1.15	145JM	CP018	E+3(NP)	F	14.8	85.5	
2	3500	208-230/460	5.5-5.0/2.5	1.15	145JP	CP019	E+3(NP)	F	17.9	85.5	
2	1750	208-230/460	5.5-5.0/2.5	1.15	145JM	CP016	E+3(NP)	F	14.8	86.5	
2	1750	208-230/460	5.5-5.0/2.5	1.15	145JP	CP017	E+3(NP)	F	14.8	86.5	
3	3500	208-230/460	8.2-7.4/3.7	1.15	145JM	CP026	E+3(NP)	F	14.8	85.5	
3	3500	208-230/460	8.2-7.4/3.7	1.15	145JP	CP027	E+3(NP)	F	17.9	85.5	
3	3500	575	2.96	1.15	145JM	CP028	E+3(NP)	F	14.8	85.5	
3	3500	575	2.96	1.15	145JP	CP029	E+3(NP)	F	17.9	85.5	
3	1750	208-230/460	8.4-7.6/3.8	1.15	182JM	CP020	E+	F	16.34	87.5	
3	1750	208-230/460	8.4-7.6/3.8	1.15	182JP	CP021	E+	F	19.44	87.5	
3	1750	208-230/460	8.4-8.0/4.0	1.15	182JM	CP022	E+3(NP)	F	16.34	89.5	
3	1750	208-230/460	8.4-7.6/3.8	1.15	182JP	CP023	E+3(NP)	F	19.44	89.5	
3	1750	575	3.2	1.15	182JM	CP024	E+3(NP)	F	16.34	89.5	
3	1750	575	3.04	1.15	182JP	CP025	E+3(NP)	F	19.44	89.5	

Notes:

- 6. 60/50 HZ
- 21. Terminal in bracket construction



Types JM, JP – Three-Phase – Horizontal – Dripproof – Rigid Base - Rolled Steel 3600 and 1800 RPM – 60 Hz – 5 thru 25 HP - CE, CSA, UL Approvals

Features:

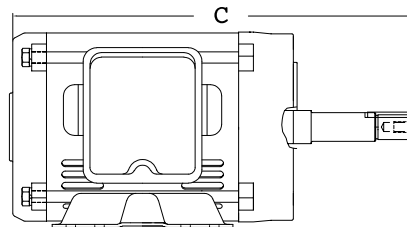
- Ball Bearings
- External Slinger
- 60 Hz
- 40°C Ambient
- Oversized Locked Shaft End Bearing
- Frame Suffix Letters JM and JP Designate NEMA Standard Motors



CP036

Applications: Commercial/industrial pump duty. Designed to meet a wide variety of applications for fluid transfer.

HP	RPM	Volts	Full Load Amps	Service Factor	Frame	Stock Number	Type	Insulation Class	"C" Dim.	Efficiency	Notes
5	3500	208-230/460	13.2-11.8/5.9	1.15	182JM	CP038	E+3(NP)	F	16.34	86.5	
5	3500	208-230/460	13.7-12.4/6.2	1.15	182JP	CP039	E+3(NP)	F	19.44	86.5	
5	3500	208-230/460	13.7-12.4/6.2	1.15	182JM	CP036	E+	F	16.34	87.5	
5	3500	208-230/460	13.7-12.4/6.2	1.15	182JP	CP037	E+	F	19.44	87.5	
5	3500	575	5.0	1.15	182JM	CP040	E+3(NP)	F	17.37	86.5	
5	3500	575	4.96	1.15	182JP	CP041	E+3(NP)	F	19.44	86.5	
5	1750	208-230/460	14.0-12.8/6.4	1.15	184JM	CP032	E+3(NP)	F	17.37	89.5	
5	1750	208-230/460	14.2-12.8/6.4	1.15	184JP	CP033	E+3(NP)	F	20.46	89.5	
5	1750	208-230/460	14.2-12.8/6.4	1.15	184JM	CP030	E+	F	17.37	87.5	
5	1750	208-230/460	14.2-12.8/6.4	1.15	184JP	CP031	E+	F	20.46	87.5	
5	1750	575	5.1	1.15	184JM	CP034	E+3(NP)	F	17.37	89.5	
5	1750	575	5.2	1.15	184JP	CP035	E+3(NP)	F	20.46	89.5	
7.5	3500	208-230/460	19.9-18.0/9.0	1.15	184JM	CP042	E+	F	17.37	86.5	
7.5	3500	208-230/460	9.0	1.15	184JP	CP043	E+	F	20.46	88.5	
7.5	3500	208-230/460	19.0-17.0/8.5	1.15	184JM	CP045	E+3(NP)	F	17.37	88.5	
7.5	3500	208-230/460	19.9-18.0/9.0	1.15	184JP	CP044	E+3(NP)	F	20.46	88.5	
7.5	1750	208-230/460	21.0-19.2/9.6	1.15	213JM	E368M2	E+	F	20.41	91	
7.5	1750	208-230/460	21.0-19.2/9.6	1.15	213JP	E369M2	E+	F	24.28	91	
10	3500	208-230/460	26.0-23.4/11.7	1.15	213JM	E371M2	E+	F	19.16	89.5	
10	3500	208-230/460	26.0-23.4/11.7	1.15	213JP	E372M2	E+	F	23.03	89.5	
10	1750	208-230/460	27.0-25.0/12.5	1.15	215JM	E374M2	E+	F	20.41	91.7	
10	1750	208-230/460	26.9-25.0/12.5	1.15	215JM	CP046	E+3(NP)	F	19.22	91.7	
10	1750	208-230/460	27.0-25.0/12.5	1.15	215JP	E375M2	E+	F	24.28	91.7	
15	350	230/460	34.0/17.0	1.15	215JM	E377M2	E+	F	20.41	90.2	
15	3500	230/460	34.0/17.0	1.15	215JP	E378E	E+	F	24.28	90.2	
15	1750	230/460	37.0/18.5	1.15	254T	E482M2	E+	F	23.6	91	
15	1750	208-230/460	37.0/18.5	1.15	254JP	E483M2	E+	F	26.48	91	
20	1750	230/460	49.6/24.8	1.15	256JM	E488M2	E+	F	23.6	91	
20	1750	230/460	49.6/24.8	1.15	256JP	E489M2	E+	F	26.48	91	
25	3500	230/460	59.0/29.5	1.15	256JM	E491M2	E+	F	23.6	91	
25	3520	230/460	59.0/29.5	1.15	256JP	E492M2	E+	F	26.48	91	



Century® Industrial Close-Coupled Pump Motors

Types JM, JP – Three-Phase – Horizontal – TEFC – Rigid Base – Cast Iron Frame
3600 and 1800 RPM – 60 Hz – 1 thru 50 HP – CE, CSA, UL Approvals

Features:

- Ball Bearings
- External Slinger
- 60 Hz
- 40°C Ambient
- Oversized Locked Shaft End Bearing
- Frame Suffix Letters JM and JP Designate NEMA Standard Motors



Applications: Designed for the specific requirements of centrifugal pumps.

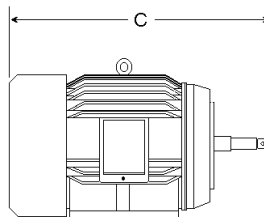
HP	RPM	Volts	Full Load Amps	Service Factor	Frame	Stock Number	Type	Insulation Class	Cast Iron	"C" Dim.	Efficiency	Notes
1	3500	208-230/460	2.9-2.6/1.3	1.15	143JM	CPE12	E+	F	✓	15.75	75.5	361,363
1	3500	208-230/460	2.9-2.6/1.3	1.15	143JP	CPE13	E+	F	✓	18.7	75.5	361,363
1	1750	208-230/460	3.2/1.6	1.15	143JM	N149E	E+	B		16.0	84.0	
1	1750	208-230/460	3.1-2.8/1.4	1.15	143JM	CPE10	E+	F	✓	15.75	82.5	361,363
1	1750	208-230/460	3.1-2.8/1.4	1.15	143JP	CPE11	E+	F	✓	18.7	82.5	361,363
1.5	3500	208-230/460	4.0/2.0	1.15	143JM	N148E	E+	B		16.0	82.5	
1.5	3500	208-230/460	4.4-4.0/2.0	1.15	143JM	CPE16	E+	F	✓	15.75	82.5	361,363
1.5	3500	208-230/460	4.4-4.0/2.0	1.15	143JP	CPE17	E+	F	✓	18.7	82.5	361,363
1.5	1750	208-230/460	4.0/2.0	1.15	145JM	N161E	E+	B		14.6	84.0	
1.5	1750	208-230/460	4.3-3.90/1.95	1.15	145JM	CPE14	E+	F	✓	16.75	84.0	361,363
1.5	1750	208-230/460	4.3-3.90/1.95	1.15	145JP	CPE15	E+	F	✓	19.7	84.0	361,363
2	3500	208-230/460	15.4/2.7	1.15	145JM	N153E	E+	B		16.0	84.0	
2	3500	208-230/460	5.4-4.9/2.45	1.15	145JM	CPE20	E+	F	✓	16.75	84.0	361,363
2	3500	208-230/460	5.4-4.9/2.45	1.15	145JP	CPE21	E+	F	✓	19.7	84.0	361,363
2	1750	208-230/460	5.6-5.1/2.55	1.15	145JM	CPE18	E+	F	✓	16.75	84.0	361,363
2	1750	208-230/460	5.6-5.1/2.55	1.15	145JP	CPE19	E+	F	✓	19.7	84.0	361,363
3	3500	208-230/460	8.2/4.1	1.15	145JP	N157E	E+	B		17.5	85.5	
3	3500	208-230/460	8.4-7.6/3.8	1.15	182JM	CPE25	E+	F	✓	18.95	85.5	361,363
3	3500	208-230/460	8.4-7.6/3.8	1.15	182JM	CPE24	E+	F	✓	17.53	85.5	361,363
3	1750	208-230/460	8.4-7.6/3.8	1.15	182JP	CPE23	E+	F	✓	18.95	87.5	361,363
3	1750	208-230/460	8.4-7.6/3.8	1.15	182JM	CPE22	E+	F	✓	17.53	87.5	361,363
5	3500	208-230/460	13.27-12/6	1.15	184JM	CPE28	E+	F	✓	18.52	87.5	361,363
5	3500	208-230/460	13.27-12/6	1.15	184JP	CPE29	E+	F	✓	19.94	87.5	361,363
5	1750	208-230/460	13.7-12.4/6.2	1.15	184JP	CPE27	E+	F	✓	19.94	87.5	361,363
5	1750	208-230/460	13.7-12.4/6.2	1.15	184JM	CPE26	E+	F	✓	18.52	87.5	361,363
7.5	3500	208-230/460	11.5	1.15	213JM	CPE32	E+	F	✓	19.78	88.5	362,363
7.5	3500	208-230/460	11.5	1.15	213JP	CPE33	E+	F	✓	23.67	88.5	362,363
7.5	3500	575	9.2	1.15	213JP	CPE34	E+	F	✓	19.78	87.5	
7.5	1750	208-230/460	9.5	1.15	213JP	CPE31	E+	F	✓	23.67	89.5	362,363
7.5	1750	208-230/460	9.5	1.15	213JM	CPE30	E+	F	✓	19.78	89.5	362,363

Notes:

- 361. 9 lead
- 362. 12 lead – Capability for Y Start-Delta Run
- 363. Double shielded bearings with no regreasing provisions



Motors specially designed, tested and warranted to be **Corona-Free** for compatible inverter duty are marked on this page with E+ or E+3. See page 36 and 37 of this catalog for more Speed Engineered® motors information.



Century® Industrial Close-Coupled Pump Motors

Types JM, JP - Three Phase - Horizontal - TEFC - Rigid Base - Cast Iron Frame
3600 and 1800 RPM - 60 HZ - 10 thru 50 HP - CE, CSA, UL Approvals

Features:

- Ball Bearing
- 40°C Ambient
- 60 Hz
- External Slinger
- Oversized, Locked Shaft End Bearing
- Frame Suffix Letters JM and JP Designate NEMA Standard Motors



Applications: Designed for the specific requirements of centrifugal pumps.

CPE37

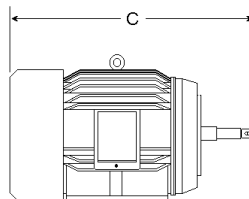
HP	RPM	Volts	Full Load Amps	Service Factor	Frame	Stock Number	Insulation Type	Insulation Class	Cast Iron	"C" Dim.	Efficiency	Notes
10	3500	208-230/460	17.5	1.15	215JM	CPE37	E+	F	✓	21.35	89.5	361,363
10	3500	208-230/460	17.5	1.15	215JP	CPE38	E+	F	✓	25.24	89.5	362,363
10	3500	575	14	1.15	215JM	CPE39	E+	F	✓	21.35	89.5	
10	1750	208-230/460	12.5	1.15	215JP	CPE36	E+	F	✓	25.24	89.5	362,363
10	1750	208-230/460	12.5	1.15	215JM	CPE35	E+	F	✓	21.35	89.5	362,363
15	3500	208-230/460	17.5	1.15	254JM	CPE42	E+	F	✓	26.6	90.2	362,364
15	3500	208-230/460	17.5	1.15	254JP	CPE43	E+	F	✓	26.6	90.2	362,364
15	3500	575	14	1.15	254JM	CPE44	E+	F	✓	26.6	90.2	
15	1750	208-230/460	19	1.15	254JM	CPE40	E+	F	✓	26.6	91.0	362,364
15	1750	208-230/460	19	1.15	254JP	CPE41	E+	F	✓	29.51	91.0	362,364
20	3500	208-230/460	28.5	1.15	256JM	CPE47	E+	F	✓	27.8	90.2	362,364
20	3500	208-230/460	28.5	1.15	256JP	CPE48	E+	F	✓	30.71	90.2	362,364
20	3500	575	22.8	1.15	256JM	CPE49	E+	F	✓	27.8	90.2	
20	1750	208-230/460	24.5	1.15	256JP	CPE46	E+	F	✓	30.71	91.0	362,364
20	1750	208-230/460	24.5	1.15	256JM	CPE45	E+	F	✓	27.8	91.0	362,364
25	3500	208-230/460	34	1.15	284JM	CPE52	E+	F	✓	30.92	91.0	362,364
25	3500	208-230/460	34	1.15	284JP	CPE53	E+	F	✓	33.82	91.0	362,364
25	3500	575	27.2	1.15	284JM	CPE54	E+	F	✓	30.92	91.0	
25	1750	208-230/460	31	1.15	284JM	CPE50	E+	F	✓	30.92	92.4	362,364
25	1750	208-230/460	31	1.15	284JP	CPE51	E+	F	✓	33.82	92.4	362,364
30	3500	208-230/460	45	1.15	286JM	CPE57	E+	F	✓	32.1	91.0	362,364
30	3500	208-230/460	45	1.15	286JP	CPE58	E+	F	✓	35	91.0	362,364
30	3500	575	36	1.15	286JM	CPE59	E+	F	✓	32.1	91.0	
30	1750	208-230/460	37	1.15	286JM	CPE55	E+	F	✓	32.1	92.4	362,364
30	1750	208-230/460	37	1.15	286JP	CPE56	E+	F	✓	35	92.4	362,364
40	3500	208-230/460	56.5	1.15	324JM	CPE62	E+	F	✓	32.93	91.7	362,364
40	3500	208-230/460	56.5	1.15	324JP	CPE63	E+	F	✓	35.81	91.7	362,364
40	1750	208-230/460	47.5	1.15	324JM	CPE60	E+	F	✓	32.93	93.0	362,364
40	1750	208-230/460	47.5	1.15	324JP	CPE61	E+	F	✓	35.81	93.0	362,364
50	3500	208-230/460	67	1.15	326JM	CPE66	E+	F	✓	34.11	92.4	362,364
50	3500	208-230/460	167	1.15	326JP	CPE67	E+	F	✓	36.99	92.4	362,364
50	3500	575	53.6	1.15	326JM	CPE68	E+	F	✓	34.11	92.4	
50	1750	208-230/460	59	1.15	326JM	CPE64	E+	F	✓	34.11	93.0	362,364
50	1750	208-230/460	59	1.15	326JP	CPE65	E+	F	✓	36.99	93.0	362,364

Notes:

- 361. 9 lead
- 362. 12 lead – Capability for Y Start-Delta Run
- 363. Double shielded bearings with no regreasing provisions
- 364. Open bearings with regreasing provisions



Motors specially designed, tested and warranted to be **Corona-Free** for compatible inverter duty are marked on this page with E+ or E+3. See page 36 and 37 of this catalog for more Speed Engineered® motors information.



Century® Close-Coupled Pump Motors

Types JM, JP and TCZ – Single-Phase – Horizontal – Dripproof – Rigid Base 3600 and 1800 RPM – 1 thru 10 HP – 1.15 Service Factor Ball Bearings - Class B Insulation



Features:

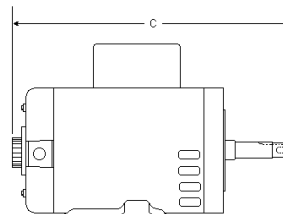
- Double Sealed Ball Bearings
- External Slinger
- Reversible
- ODP Enclosure
- 60 Hz
- 40°C Ambient
- Class B Insulation
- Oversized, Locked Shaft End Bearing
- Frame Suffix Letters JM and JP Designate NEMA Standard Motors
- Frame Suffix TCZ Designates Century West Coast Pump Standard Motors

Applications: Designed for the specific requirements of centrifugal pumps.

HP	RPM	Volts	Full Load Amps	Service Factor	Frame	Stock Number	Enclosure	Insulation Class	Protector	"C" Dim.	Efficiency	Notes
1	1745	115/230	15.0/7.5	1.15	143JM	P121	ODP	B	None	15.6		21
1	1745	115/230	15.0/7.5	1.15	143JP	P126	ODP	B	None	18.6		21
1.5	3450	115/230	16.0/8.0	1.15	143JM	P122	ODP	B	None	15.6		21
1.5	1725	115/230	15.0/7.5	1.15	145JM	P123	ODP	B	None	16.3		21
1.5	1745	115/230	18.0/9.0	1.15	145JP	P128	ODP	B	None	18.6		21
2	3450	115/230	19.2/9.6	1.15	145JM	P124	ODP	B	None	15.5		21
2	1745	115/230	20.4/10.2	1.15	182JM	P137	ODP	B	None	16.3		21
2	1750	115/230	25.0/12.5	1.15	182JM	P228M2	ODP	B	None	16.0	72.5	
2	1750	115/230	25.0/12.5	1.15	182JP	P232M2	ODP	B	None	18.9	72.5	
3	3450	230	13.4	1.15	182JM	P130	ODP	B	None	16.1		21
3	3450	230	13.4	1.15	182JP	P131	ODP	B	None	19.4		21
3	3500	115/230	34.0/17.0	1.15	182JM	P229M2	ODP	B	None	16.0	72.0	
3	1750	115/230	34.0/17.0	1.15	184JM	P230M2	ODP	B	None	17.0	77.0	
5	3450	230	20.0	1.15	184JM	P140	ODP	B	None	17.1	83.9	160
5	3450	200	24.0	1.15	184JM	P133	ODP	B	None	17.0		21
5	3520	230	26.0	1.15	184JM	P231M2	ODP	B	None	17.0	77.0	
5	3500	230	26.0	1.15	184JP	P235M2	ODP	B	None	20.1	78.5	
5	3520	230	26.0	1.15	184TCZ	P212M2	ODP	B	None	20.1	77.0	
5	1750	230	25.0	1.15	213JM	P317M2	ODP	B	None	17.6	81.0	
5	1750	230	25.0	1.15	213JP	P324M2	ODP	B	None	21.5	81.0	
5	1750	230	25.0	1.15	213TCZ	P312M2	ODP	B	None	20.7	81.0	
7.5	3500	230	39.0	1.15	213JM	P318M2	ODP	B	None	17.6	77.0	
7.5	3500	230	39.0	1.15	213JP	P325M2	ODP	B	None	21.5	77.0	
7.5	3500	230	39.0	1.15	213TCZ	P311M2	ODP	B	None	20.7	77.0	
7.5	1750	230	32.0	1.15	215JM	P319M2	ODP	B	None	19.1	86.0	
7.5	1750	230	32.0	1.15	215JP	P326M2	ODP	B	None	23.0	86.0	
7.5	1750	230	32.0	1.15	215TCZ	P313M2	ODP	B	None	22.2	86.0	
10	3500	230	42.0	1.15	215JM	P320M2	ODP	B	None	19.2	83.8	
10	3500	230	42.0	1.15	215JP	P327M2	ODP	B	None	22.2	83.8	
10	3500	230	42.0	1.15	215TCZ	P321M2	ODP	B	None	22.2	83.8	

Notes:

- 21. Terminal in bracket construction
- 160. Non-reversible, connected for CW facing end opposite shaft





Motors specially designed, tested and warranted to be **Corona-Free** for compatible inverter duty are marked in this catalog with as E+ or E+3.



E-Plus®
Speed Engineered®
Inverter Duty Motor

Why Specify Speed Engineered® Inverter Duty Motors?

Variable frequency drives (VFDs), while offering advantages of greater control and energy savings to commercial and industrial motor users, can also cause premature winding failure in motors not designed specifically for inverter duty. Now Century engineers have developed a solid solution...Speed Engineered® Inverter Duty Motor.

Speed Engineered Inverter Duty Motors are specially designed and constructed to eliminate the destructive forces that can occur when motors are applied with drives. The Speed Engineered "Corona-Free" solution eliminates the causes of premature winding failure.

All Speed Engineered motors meet or exceed NEMA MG1-31 performance standards, in addition to carrying Century's Speed Engineered warranty for inverter duty applications.

The Causes of Premature Motor Failure

Research we conducted identified why motors can fail when used with variable frequency drives under certain operating conditions. The results were published in a white paper, *The Simple Truth About Motor/Drive Compatibility*, which is available from Century. Our findings revealed that "corona" as well as other potential hazards, can materialize and eventually damage motors applied with a drive.

What is Corona?

VFDs create high voltage pulses at the motor, especially when the motor and drive are separated by long power leads. Those high voltage pulses (or voltage spikes) develop voltage potential between adjacent conductors in the motor winding.

When the voltage generated in the air between the conductors is high enough, the air breaks down.

This breakdown is known as "corona." The discharge that is created forms ozone, which causes the motor's magnet wire insulation to disintegrate, causing premature failure.

This phenomenon has been around for a long time and affects a limited number of earlier vintage motor/drive applications. But with drives becoming more sophisticated, inverter switching rates increasing and the percentage of motors operating with drives growing rapidly, incidents of downtime are also growing, and corona is now getting a lot of attention in the motor/drive industry.

There are several techniques employed in the market to increase motor tolerance to corona. Although simpler and less costly, these practices are not always effective since corona is not cured...only bandaged. The only way to be sure the destructive efforts of corona will not compromise your motor/drive application is to eliminate corona altogether. This is easily accomplished by specifying Century Speed Engineered motors on your next project.

What Makes Corona-Free Speed Engineered® Motors Best For Motor-Drive Compatibility?

There are several solutions to the problem of motor insulation stress caused by inverters. Rather than just squelching the voltage overshoot which leads to corona, as mentioned earlier, the preferred method and the approach used by Century is to design the motor to be corona free at expected peak voltage. We begin with a design premise of understanding the magnet wire corona inception voltage (CIV) and distribution of voltage in the motor.

From that, our design approach becomes simply to:

Choose a winding layout that minimizes the proximity voltage differences and reliably positions insulation materials to improve dielectrics above the threshold of corona...

You may recognize this as the design approach for any motor, regardless if it is line operated or driven by an inverter. The difference is that with an inverter you must anticipate a much higher peak voltage and the rapid rise times of these potentially harmful pulses.

At Century®, we build a motor able to withstand voltage peaks 3.5 times what is stated on the motor nameplate. Therefore we design additional insulation (tape, sleeving, phase paper, etc.) and strategically locate this added insulation in a manner that will yield the necessary protection against the high voltage pulses that may occur between magnet wire strands. This approach yields the desired design integrity.



All Speed Engineered® motors have been upgraded to now incorporate the MAX GUARD® insulation system. Combining corona-resistant magnet wire with a low stress winding layout and uncompromising quality standards, MAX GUARD® delivers long, dependable motor life under the adverse thermal and dielectric stresses imposed by IGBT-based variable frequency drives.

Because Motor/Drive Applications Are so Varied, Century® Offers Two Distinct Families of Speed Engineered® Motors:


E-Plus® motors are the industry's first high efficiency, energy-saving motors, originally designed to meet the 1992 EPA Act (Energy Policy Act of 1992) standards. With the expansion of the efficiency standards in EISA07 (Energy Independence and Security Act of 2007), E-Plus® motors now consist of motors previously exempt from the efficiency standards. In addition to their high efficiency, they carry the protection of the Speed Engineered® design and are warranted to offer the best performance available to inverter duty applications.

E-Plus® 3 motors are designed to meet the higher efficiency requirements of EISA07, offering even heartier energy-efficient performance and savings. All E-Plus® 3 motors are Speed Engineered® rated for compatible inverter duty applications.

Both E-Plus® and E-Plus® 3 motors are available in a variety of application configurations including: variable or constant torque loads, PWM, sensorless or sensed vector and with limited or broad speed ranges.

Speed Engineered® motors are rated for 4:1 speed ratio at constant torque or 6:1 at variable torque.

E-Plus® Motor



**E-Plus® 3
Speed Engineered®
Inverter Duty Motor**



Index of Footnotes

No.	Footnote Description	No.	Footnote Description	No.	Footnote Description
1	Item to be discontinued when stock is depleted	71	No hubs on either end	135	Shaft has no flat
2	Ball Bearing	72	No brake kit available	136	Shaft dim.= 9 X 1/2 X 8 1/2
3	Special OEM replacement motor	73	No base	137	Shaft dim.= 8-1/2 X 1/2 X 9 1/8
4	Supplied with lead and plug assembly	74	Nema design A available until current stock is depleted, then will become Nema design B	138	Shaft dim. = 9 X 1/2 X 7-1/2
5	\$ Energy efficient two value capacitor start, capacitor run motor	75	Mounting rings not included	139	Shaft dim. = 10-3/4 X 1/2 X 10-15/16
6	60/50 HZ	76	Motors shipped with thru bolts out shaft end - See photos above. May be reversed for vertical applications	140	Shaft diameter is 1/2, N=2
7	Resilient mounting rings included	77	Molex Terminal Plug	141	Shaft diameter is 1/2, N=1.94 with .04 deep flat
8	Nema design A	78	Moderate start torque	142	Service factor amps
9	Reversing plug	79	Leadless design	143	Service factor 1.00 under inverter power (sine wave power only 60 HZ) as shown above
10	Reversible. Quick connect terminals	80	Large capacitor/terminal box construction	144	Service factor 1.0 used on non-sinusoidal voltage wave forms
11	C Flange kit available	81	Includes base	145	Run capacitor mounted on motor shell
12	303 Stainless steel shaft	82	Horizontal mount only	146	Round frame
13	Six lead motor suitable for part winding start	83	Extended thru bolts - 5/8	147	Resilient mounting rings included for refrigeration applications
14	Totally enclosed non-ventilated	84	Energy efficient with split phase start, capacitor run with mounted capacitor	148	Replacement for Carrier HD52AK652
15	56HZ = 7/8 keyed X 2 5/16 shaft	85	Energy efficient \$ - capacitor start/run	149	Reconnect for separate speeds
16	\$ E-Plus energy efficient motor complying with EPact	86	Cord and plug with pull chain	150	Rated 50/60 HZ
17	Suitable for 208 volts @ 1.0 service factor	87	Class F insulation	151	Quick connect design bracket, auto overload protector
18	Includes 1/4 - 5/16 bushing	88	C & D flange kit adaptable, ODP, EMI Series 850000	152	Pump series: L
19	C & D flange kit available	89	60" leads	153	Pump series: C
20	\$ Energy efficient capacitor start, capacitor run Conservationist motor	90	50 degree C ambient	154	Previous stock numbers with X suffix are the same as current models
21	Terminal in bracket construction	91	5/8 extended thru bolts, 1 7/8 shaft length and 1/2 shaft dia.	155	Polaris Vac-sweep (shaft adapter not required)
22	3 thru bolts, 4.42 dia. Bolt circle	92	48/56 FR = 1/2 X 1 1/2 shaft with 5/8 shaft adapter - 48/56 slotted 3 height base	156	Open shaft end bracket
23	Suitable for 200/400 volt and 50 HZ	93	36" cord	157	Open construction
24	Mounting accessories packaged with motor	94	30" leads (minimum)	158	Open motor construction, overload protector mounted at 12 O'clock
25	Has hex mounting hub on both ends for cradle base mounting	95	3/8 flatted shaft	159	Open dripproof
26	Extended thru bolts, shaft end only	96	2 thru bolts, 4.42 dia. Bolt circle	160	Non-reversible, connected for CW facing end opposite shaft
27	Extended thru bolts, both ends	97	182T and 184T mounting holes, 4.5 shaft height	161	No side bosses
28	Blower kit adaptable, TEFC	98	1/2 hub on shaft end and slinger	162	No resilient rings. 12 leads with Molex terminal
29	60 degree C ambient	99	1/2 extended thru bolts, shaft end	163	No keyway, double flat
30	56,140 frame combination base (12 mounting holes)	100	1/2 diameter shaft	164	No hub on lead end end frame
31	40 degree C ambient	101	1.5 service factor	165	No extended thru bolts
32	24" leads (minimum)	102	1.15 service factor	166	No conduit box
33	Roller bearings	103	When using U. E. base, add (2) 1221A adapter rings to EACH mounting ring	167	New Quad-Plus model - removable base (RMOV), vertical shaft up or down and steel frame construction
34	Rigid base	104	Vertical mount	168	Nema 42/48 C-face, 1/2 diameter keyed shaft, 1 5/16 long
35	Quick connect design bracket	105	Use with 1805A or 2099A bracket	169	Motors produced before June, 2003 are E+
36	Lug mount	106	Use 4MFD/370V capacitor	170	Motors may be rewired to run CW
37	Lead reversible, no plug	107	Up-rated - low service factor	171	Motor is thermally protected
38	Includes conduit box, mounting screws, gasket, shipped detached	108	Two-speed motor	172	Motor is center mounted
39	Gasketed conduit box	109	Two side bosses	173	Motor has 4 studs
40	Four mounting holes in shell	110	Two mounting holes in each bracket for a 9 and for a 10.18 bolt circle	174	Motor fits torque mount
41	Extended thru bolts, lead end only	111	Totally enclosed version of OCC1026	175	Molex lead connection plug, 12 long leads
42	Eight mounting holes in shell	112	Totally enclosed fan cooled	176	Moisture proof stator
43	Class A insulation	113	Totally enclosed	177	Meets the requirements of the energy policy act of 1992
44	CCWLE rotation only	114	Threaded shaft with Acme threads	178	Low speed 1/2 HP
45	Capacitor start	115	This motor is rated for operation on 60 or 50 HZ power, full load amps listed at 60 HZ	179	Low amps
46	Adapt-a-Lug motors (See lugs)	116	Temperature sensitive thermostat with two leads for connection to external control	180	Low amp replacement for a variety of OEM Special and SPL 5 horsepower requirements
47	3/8 diameter shaft	117	TEAO gasketed conduit box	181	Loose lead construction
48	1.0 Service factor at 50 HZ	118	TEAO	182	Locked bearing on drive end
49	1.0 Service factor	119	Suitable replacement for Aeon	183	Lifting provisions
50	Use with 5MFD/370V @ 230 volt, 7.5MFD/370 volt @ 208 volt	120	Suitable replacement for 1/12 HP and 1/10 HP	184	Lead exit is on shaft end
51	Use downsize 250 Frame C & D flange kits (D-flange kit part # 800289-01, C-flange kit part # 800288-01	121	Stronger 3/4 HP required for some applications	185	Items with Universal and Century stock numbers and same specifications are identical. The Century stock numbers will be discontinued when stock is depleted.
52	Two-speed connection: white-common, red-low, black-high	122	Stock number 91 has a stainless steel shaft and 20 leads for use on ice machines	186	Item to be discontinued when stock is depleted. Discontinued items available form Graham Transmission, Inc.
53	Twelve lead, wye delta	123	Stock no. 684 BA dimension was 4, motors built after 4/98 will have a BA dim. Of 3 3/4	187	Includes mounting bracket and shaft bushing
54	Triple build wire for greater high voltage insulation	124	Stainless steel shaft	188	Includes split bushing and key for 5/8 shafts. 3 thru bolts on a 4.42 dia. Bolt circle
55	Terminal board	125	Special pivot style rigid base	189	Includes split bushing and key for 5/8 shafts
56	TEAO gasketed conduit box - 3/4 extended thru bolts	126	Special mounting bracket	190	Includes pilot light detector
57	Tapped holes for Coleman mount	127	Special Hayward replacement for SP-1515-Z24-EBK, EBKC, C48M2A16A1	191	Includes mounting bracket
58	Supplied with resilient mounting rings	128	Special Doughboy replacement, less base, 40 degree C ambient, Al. Windings	192	Includes four (4) 10-32 mounting holes
59	Suitable for use with low ambient speed control	129	Special Canadian motor, external relay is required	193	Includes former GE brand equipment
60	Stock no. 1218A adapter and rings supplied for base mounting	130	Sleeve bearing	194	Includes fan blade
61	Start capacitor inside	131	Single flat on shaft	195	Includes 6' cord and switch
62	Split Phase	132	Shaft sleeve and key supplied for 5/8 diameter	196	Includes 5/8 adapter and key
63	Speck pump replacement motor	133	Shaft N-W = 2.50 with two flats .04 deep, 2.16 long, 90 degrees apart		
64	Spade connector	134	Shaft N-W = 2.50 with 5/8 diameter and keyway		
65	Six lead, Wye Delta				
66	Sealed switch design				
67	Rewire for second speed				
68	PSC motor				
69	Pin hole in shaft				
70	Permanent Split Capacitor				

Index of Footnotes

No.	Footnote Description	No.	Footnote Description	No.	Footnote Description
197	Includes 2 speed plug	253	5/8" dia. keyed and flatted shaft 6" long	323	Kit includes three fans: 4" blade, 5.50" dia., CCW rot., 5" blade, 5.50" dia. CCW rot. 5" blade, 4.00" dia. CW rot.
198	Impedance protected	254	8.26" bolt circle, .28" diameter mounting holes	324	Motor fits tongue mount
199	Horizontal rigid base	255	70 degree C ambient	325	Can be mounted vertically by adding 10301702 cover (sold separately)
200	Has special 3.15 bolt circle	256	7-3/8" diameter bolt circle	326	Cast Iron
201	Four studs on a 5.15 diameter bolt circle	257	60 HZ only	327	Carrier Sensor Assembly (50HJ 401 484) not included
202	For motor only, use J375	258	6 MFD/370V @ 230V, 8MFD/370V @ 280V	328	Square Frame
203	For motor only, use J373	259	575 volt brake coil	329	For use with adjustable base
204	For motor only, use J372	260	56Z = 1/2" flatted shaft	330	56Z = 1/2" shaft with flat, 1.62" long
205	For motor only, use J370	261	56Z = 1/2" flat X 1-1/2" shaft, 3 1/2 shaft height	331	Cannot be mounted with rings - ring to ring dimension is body length
206	MasterFit motor, for additional information see page 73	262	56Z = 1/2" flat X 1.62" shaft, with 56 FR. Base	332	No connector plug, leads only
207	Fleximount arms are not attached to motor - bellyband with arms is packed with motor	263	53" leads	333	Aluminum shell
208	Fits most 38GS Series	264	50/60 HZ 1.4/1.7 Amps	334	Reversible
209	FB1106 & FR1106 also replaces motor used on Kramer Trenton units DD661, DD791 (use FR1106 for vertical applications)	265	50 leads, 2 1/2 resilient rings	335	Energy Efficient, cap start, low speed, PSC high speed
210	FB1076/FR1076 also replaces Kramer Trenton 045-004 and Universal HF3W0R8K, HF3W052N	266	50 HZ, 190/380 volt, 925 RPM	336	Capacitor start, low speed, PSC high speed
211	FB1056 is the same as FB1056X	267	50 HZ - 1.00 service factor, 190/380 volt	337	Connection diagram may be #23, old #125 or new #125 depending on date of manufacture
212	FB1056 also replaces Dunham Bush motor MTR-226	268	50 HZ	338	Taco replacement
213	Farm duty - gasketed conduit box and capacitor cover	269	50 cycle only	339	Armstrong replacement
214	F2 Assembly	270	5/8 keyed shaft with flat	340	Bell and Gosset replacement
215	Eyelet terminals on the leads	271	5/8 keyed shaft	341	1/2" dia. - shaft 2.25" long
216	Equipped with rotation switch for easy reversibility	272	5/16 diameter shaft	342	5/8" dia. - shaft 2.37" long
217	Equipped with provisions for mounting 4 X 4 conduit box	273	48Z = 5/8 dia. X 2 shaft, with 3 height	343	5/8" keyed shaft - 3.88" long
218	Energy efficient S - split phase start/capacitor run	274	48Z = 1/2 flat X 1.88 shaft, with 48 FR base	344	5/8" keyed shaft - 2.31" long
219	Dual voltage connection: black-common, white-120 volt, red-240 volt	275	48-56 frame mounting - 3 shaft height, sleeve and key adapter to 5/8 shaft	345	Rigid base - wall mount
220	Dripcover kit available (Part # 103017-03)	276	48-56 frame mounting - 3 1/2 shaft height, sleeve and key adapter to 5/8 shaft	346	65 degree C ambient
221	Does not have conduit box	277	47" leads	347	3 thru bolts, 4.62 dia, bolt circle
222	Does not have aluminum adapter bracket	278	40" leads	348	6-1/2" diameter body
223	Direct replacement for Surge milk pumps, Babson motor #27732, requires 30MFD/370VAC capacitor, separately - not supplied	279	4 thru bolts and 4 dummy studs on a 5.16 diameter bolt circle	349	2-1/4" mounting rings
224	Direct replacement for GE WB26X24, WB26X40 and WB26X45	280	4 in 1 multi-horsepower motor, replaces 1/3, 1/4, 1/5, 1/6 HP	350	Conduit connector included
225	Direct replacement for gaffer and sattler and dyna vent	281	36" leads	351	eMod equipped motor
226	Direct replacement for Carlin 27490S	282	3450 RPM for 60 HZ and 2875 RPM for 50 HZ	352	Pentair, almond paint, direct replacement motor
227	Direct replacement for Beckett 21805U	283	31" line leads, 5 capacitor leads	353	56Z = 5/8" diameter keyed shaft, 2-1/8" long
228	CWSE not reversible	284	31" leads (minimum)	354	56Z = 7/8" diameter keyed shaft, 2-1/4" long
229	CWLE rotation	285	3/8-16, Left hand threads, CWPE rotation	355	Base 805C290H04 and Clamps 165B674A01 available
230	CSA approvable not applicable	286	3.5 shaft height	356	3 rear mounting holes
231	Includes 8/32 mounting studs	287	3 shaft height	357	4 thru bolts, 4.42" dia. bolt circle
232	Closed main frame, 2 1/2 rings, 14 leads	288	26" leads (minimum)	358	4 thru bolts, on 4.62 dia. bolt circle
233	Class B insulation	289	12-1/4" leads	359	4 studs with spacer and nut on a 3.87 diameter bolt circle
234	Century nameplated product	290	230V and 208V connection, same torque	360	4 thru bolts on a 5.15 dia. bolt circle
235	Centurion II motors are switchless. Designed in a 48 frame shell diameter that is .80 inches smaller than the 56 frame Centurion and Centurion SE designs	291	208 Volt @ 1.0 Service factor	361	9 leads
236	CCW rotation facing opposite shaft end	292	20" leads	362	12 lead - capability for Y Start-Delta Run
237	Carrier replacement for HD60FK651, special BA dim. = 4.12	293	9" leads	363	Double shielded bearings with no regreasing provisions
238	Carrier replacement for HD60FK652, special BA dim. = 4.12	294	2.6" shaft height	364	Open bearings with regreasing provisions
239	Capacitor attached	295	2 shaft length and 1/2" shaft diameter, sleeve and key adapter to 5/8"	365	3 leads
240	Capacitor and rainshield included	296	2-Speed shipped less hi-lo switch for remote control	366	6 leads
241	Capacitor and rain shield included	297	184T base, 4.5 shaft height	367	12 leads
242	BX connector	298	2-1/4 X 7/8 keyed shaft	368	Inverter Duty
243	Base & clamp included, 9.44 ring to ring dimension	299	15" leads	369	Automatic Protector
244	Ball/sleeve construction	300	115 volt tap off main winding to power gear drive unit	370	48" leads
245	Ball Bearing, for motor only, use J320	301	11" leads (minimum)	371	Removable 56H rigid base
246	B668 fits pump #LA01N manufactured March, 1997 to present	302	11" leads	372	VCM™ Feature (Voltage Change Module)
247	B667 fits pump #LA01 manufactured March, 1997 and prior	303	10.19 bolt circle, .28 diameter mounting holes		
248	B14 mount	304	10-1/2" leads		
249	Arneson Pool Sweep	305	1/4-20 UNC-2B tapped holes on a 4.67 diameter bolt circle		
250	Also 1/10 Hp at 1050 RPM	306	1/2" shaft, sleeve and key adapter to 5/8 shaft		
251	All 1 HP and 1 1/2 HP motor supplied with conversion kit allowing motor to be used in most 56 frame applications	307	1/2" hub on shaft end frame with slinger. Grommet on lead exits.		
252	8.5 foot conductor cord and plug with strain relief attached	308	1/2" extended thru bolts		
		309	1/2" double flat shaft, 2 1/2 rings		
		310	1/2" dia. Shaft - single flat		
		311	1.40 Service factor		
		312	1" extended thru bolts each end		
		313	1" extended thru bolts		
		314	1-7/8" shaft end, 1/2 lead end extended thru bolts		
		315	1-5/8" shaft end, 7/8 lead end extended thru bolts		
		316	1-5/8" extended thru bolts		
		317	1-1/2" extended thru bolts		
		318	C Dimension is the total length including shaft		
		319	56Y = 7/8" diameter keyed shaft, 2.25 long		
		320	Bohn/Heatcraft mounting hardware and OEM fan blade included.		
		321	Mechanically Reversible		
		322			

Index – Stock Motors

STOCK NUMBER	PAGE	STOCK NUMBER	PAGE	STOCK NUMBER	PAGE	STOCK NUMBER	PAGE
B1000	23	B638	13	CPE14	33	CP016	31
B116	12	B653	13	CPE15	33	CP017	31
B120	12	B654	13	CPE16	33	CP018	31
B121	12	B657	13	CPE17	33	CP019	31
B122	12	B662	22	CPE18	33	CP020	31
B123	12	B663	22	CPE19	33	CP021	31
B124	12	B667	22	CPE20	33	CP022	31
B125	12	B668	22	CPE21	33	CP023	31
B126	12	B795	13	CPE22	33	CP024	31
B127	12	B796	13	CPE23	33	CP025	31
B128	12	B808	13	CPE24	33	CP026	31
B129	12	B809	13	CPE25	33	CP027	31
B130	12	B817	13	CPE26	33	CP028	31
B131	12	B818	13	CPE27	33	CP029	31
B2232	20	B835	12	CPE28	33	CP030	32
B2233	20	B836	12	CPE29	33	CP031	32
B2234	20	B845	17	CPE30	33	CP032	32
B2235	20	B849	17	CPE31	33	CP033	32
B227SE	12	B855	17	CPE32	33	CP034	32
B228SE	12	B966	14	CPE33	33	CP035	32
B229SE	12	B966T	7	CPE34	33	CP036	32
B230SE	12	B969	14	CPE35	34	CP037	32
B231SE	12	B970	14	CPE36	34	CP038	32
B236	20	B971	14	CPE37	34	CP039	32
B237	20	B972	14	CPE38	34	CP040	32
B238	20	B974	14	CPE39	34	CP041	32
B2661	17	B976	14	CPE40	34	CP042	32
B2748	17	B978	14	CPE41	34	CP043	32
B2840	17	B985	18	CPE42	34	CP044	32
B2841V1	17	BG128A	9	CPE43	34	CP045	32
B2842	17	BG129A	9	CPE44	34	CP046	32
B2843	17	BG130A	9	CPE45	34	CT1052	10
B2844	17	BG131A	9	CPE46	34	CT1072	10
B2846	17	BG2844A	9	CPE47	34	CT1102	10
B2847	17	BG748A	9	CPE48	34	E118E	31
B2848	17	BG848A	9	CPE49	34	E157E	31
B2852	17	BG853A	9	CPE50	34	E159E	31
B2853	17	BG854A	9	CPE51	34	E172E	31
B2854	17	BG855A	9	CPE52	34	E368M2	32
B2858	17	BN23V1	19	CPE53	34	E369M2	32
B2859	17	BN24V1	19	CPE54	34	E371M2	32
B2973	14	BN25V1	19	CPE55	34	E372M2	32
B2973T	7	BN34V1	19	CPE56	34	E374M2	32
B2975	14	BN35V1	19	CPE57	34	E375M2	32
B2975T	7	BN36	19	CPE58	34	E377M2	32
B2977	14	BN37V1	19	CPE59	34	E378E	32
B2977T	7	BN40SS	19	CPE60	34	E482M2	32
B2979	14	BN50V1	19	CPE61	34	E483M2	32
B2979T	7	BN51	19	CPE62	34	E488M2	32
B2980	18	BN61	19	CPE63	34	E489M2	32
B2980T	7	BN62	19	CPE64	34	E491M2	32
B2981	18	BN63	19	CPE65	34	E492M2	32
B2981T	7	BV90	22	CPE66	34	ECM16CU	5
B2982	18	BV91	22	CPE67	34	ECM16SQU	5
B2982T	7	CK1052	10	CPE68	34	ECM27CU	6
B2983	18	CK1072	10	CP010	31	ECM27SQU	6
B2983T	7	CK1102	10	CP011	31	H137	30
B2984	18	CPE10	33	CP012	31	H155	30
B2984T	7	CPE11	33	CP013	31	H192	30
B2987	18	CPE12	33	CP014	31	H193	30
B625	22	CPE13	33	CP015	31	H194	30

Index – Stock Motors

STOCK NUMBER	PAGE	STOCK NUMBER	PAGE	STOCK NUMBER	PAGE	STOCK NUMBER	PAGE
H195	30	HSQ125	8	P320M2	35	SQL1072R	16
H196	30	HSQ165	8	P321M2	35	SQS1072R	16
H197	30	HSQ220	8	P324M2	35	SQS1102R	16
H198	30	HSQ260	8	P325M2	35	SQS1152R	16
H247	30	HSQ1052	25	P326M2	35	SQS1202R	16
H248	30	HSQ1072	25	P327M2	35	ST1052	10
H251	30	HSQ1102	25	Q1032	29	ST1072	10
H254	30	HSQ1152	25	Q1052	29	ST1102	10
H259	30	HSQ1202	25	Q1072	29	ST1152	10
H281	27	HSQ1302	25	Q1072ES	24	ST1202	10
H282	27	HSQ1502	25	Q1102	29	ST1302V1	10, 28
H283	30	HST080	8	Q1102ES	24	STG1102A	9
H298	30	HST110	8	Q1152	29	STG1202A	9
H299	30	HST150	8	Q1152ES	24	STG1302A	9
H428	30	HST225	8	Q1202	29	STS1102RV1	11
H429	30	HST275	8	Q3052	26	STS1152R	11
H446	30	K1030	28	Q3072	26	T1032	28
H450	27	K1032	28	Q3102	26	T1052	28
H451	27	K1050	28	Q3152	26	T1072	28
H491	27	K1052	28	Q3202	26	T1102	28
H492	27	K1070	28	Q3302V1	26	T1152	28
H506	30	K1072	28	QC1052	15	T1202	28
H508	30	K1100	28	QC1072	15	T3052	26
H511	30	K1102	28	QC1102	15	T3072	26
H513	27	K1150	28	R1052	24	T3102	26
H514	27	K1152	28	R1072	24	T3152	26
H515	30	K1200	28	R1072ES	24	T3202	26
H516	30	K1202	28	R1102	24	UCT1072	11
H592	30	K3072	26	R1102ES	24	UCT1102	11
H593	30	K3102	26	R1152ES	24	UCT1152	11
H607	30	K3152	26	R1202ES	24	UQC1072	15
H609	30	K3202	26	R232M2	23	UQC1102	15
H612	30	N148E	33	R237M2	23	UQC1152	15
H616	27	N149E	33	R257M2	23	USN1102	25
H617	27	N153E	33	R338M2	23	USN1152	25
H628	30	N157E	33	R339M2	23	USN1202	25
H629	30	N161E	33	SDS1102	21	USN1252	25
H635	27	P121	35	SDS1152	21	USN1302	25
H636	27	P122	35	SDS1202	21	USQ1052	15
H637	27	P123	35	SDS1252	21	USQ1072	15
H661	30	P124	35	SDS1302	21	USQ1102	15
H704	27	P126	35	SK1052	10	USQ1152	15
H705	27	P128	35	SK1072	10	USQ1202	15
H706	30	P130	35	SK1102	10	USQ1252	15
H707	30	P131	35	SK1152	10	USQG1072A	9
H713	30	P133	35	SK1202	10	USQG1102A	9
H714	30	P137	35	SK1302V1	10, 28	USQG1152A	9
H733	30	P140	35	SN1072	25	UST1072	11
H734	30	P212M2	35	SN1102	25	UST1102	11
H736	30	P228M2	35	SN1152	25	UST1152	11
H740	27	P229M2	35	SN1202	25	UST1202	11
H741	27	P230M2	35	SN1302	25	UST1252	11
H755	23, 27	P231M2	35	SQ1032	15	USTG1102A	9
H948	30	P232M2	35	SQ1052	15	USTG1152A	9
H966	30	P235M2	35	SQ1072	15	V214M2	23
H967	30	P311M2	35	SQ1102	15		
H968	30	P312M2	35	SQ1152	15		
H969	30	P313M2	35	SQ1202	15		
H970	30	P317M2	35	SQ1302V1	15		
H995	23	P318M2	35	SQG1202A	9		
HSQ095	8	P319M2	35	SQG1302A	9		

Statement of Warranty Policy

Warranty Period

All Century® motors are warranted against defects in materials and workmanship for a period of twelve (12) months from the date of installation or twenty-four months (24) from the date of manufacture, whichever comes first.

Limitation of Remedy

In the event of a breach of the warranty within the applicable warranty period, Century shall have the option of (1) repairing such motor; (2) supplying an identical or substantially similar replacement motor FOB, Century's factory; or (3) refunding or giving credit for the purchase price of such motor.

The remedy set forth above shall be the sole and exclusive remedy for the motors failing within the applicable warranty period. Century, shall not be liable for any lost profits, loss of use, or any other consequential, special or incidental damages.

DISCLAIMER OF IMPLIED WARRANTIES

EXCEPT AS MAY BE REQUIRED UNDER APPLICABLE LAW, THE LIMITED WARRANTY SET FORTH ABOVE IS THE EXCLUSIVE WARRANTY PROVIDED WITH THE MOTORS. ALL OTHER WARRANTIES, WHETHER WRITTEN OR VERBAL, EXPRESSED OR IMPLIED, INCLUDING THE IMPLIED WARRANTIES OF MERCHANTABILITY AND FITNESS FOR A PARTICULAR PURPOSE ARE EXPRESSLY DISCLAIMED BY CENTURY.

Conditions of Warranty

This limited warranty shall be void and of no effect if:

1. The motor has been subjected to improper handling, storage or installation, or subject to abuse or unauthorized repairs;
2. The motor was not suitable for the application or operated above its rated load; or
3. The motor was subject to water damage including motor bearing failures resulting from pump seal failures.

Authorized Location

Defective motors which have failed during the applicable warranty period must be returned freight prepaid to an Century's authorized distributor. Call 800-672-6495.

How to Read Date Codes on Motor Nameplates & Labels

Introduction of a new standard date code was implemented in August of 2006 and is used on all Century product. The first three characters represent the day of the year, the next two the year, and the last two the plant code. For example, 123064M, would mean the 123rd day of 2006 (12306) manufactured in Century's plant (4M).

Century® A Regal Brand, Formerly A. O. Smith (Original Date Code)

Plant code—Month—Year. Example: 7B99. 7 is a plant code designation, B is the month (January is A, February is B, etc.) and 99 is the year.

Century® A Regal Brand, Formerly Magne Tek (Original Date Code)

Year code—Month. Example: CD3. CD is the year (see table below). 3 is the month (1-12).

1992	BK	1996	BP	2000	BU	2004	BZ
1993	BL	1997	BR	2001	BW	2005	CA
1994	BM	1998	BS	2002	BX	2006	CB
1995	BN	1999	BT	2003	BY		






Centurion® PRO

PREMIUM POOL & SPA MOTORS

Built for Pool Professionals by Pool Professionals


When it comes to durability, installer – friendly features, and overall ergonomics, no other replacement pump motor comes close to a superbly crafted Centurion® PRO pool and spa motor. In addition to the most reliable switch and governor in the industry and premium bearings on both the pump and lead ends of the motor, the innovative hybrid end frame design boasts a new PCB terminal board, voltage change device and a definitive shaft access path. The Centurion PRO design packs best-in-class features into a rugged, accessible layout that improves the installation experience.




New!
Definitive
Shaft Access



New!
Terminal Board
& Lead Access



New!
Voltage
Change Device





Premium Pool & Spa Motors

Professional Grade Single Speed

Centurion® PRO

PREMIUM POOL & SPA MOTORS

FEATURES

- NEW – Hybrid end frame design
- NEW – PCB terminal board
- NEW – Voltage change device
- NEW – Definitive shaft access (7/16" wrench)
- Auto Protector
- "1081" Design
- 304 Bearing Shaft End
- Sealed Ball Bearings
- 60 Hz
- 50°C Ambient
- Rotation: CCW Pump End
- 303 Stainless Steel Threaded Shaft
- Open Dripproof

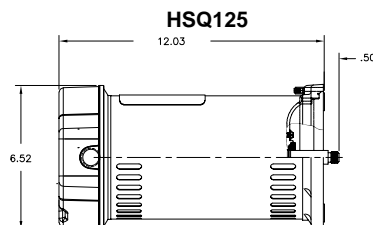
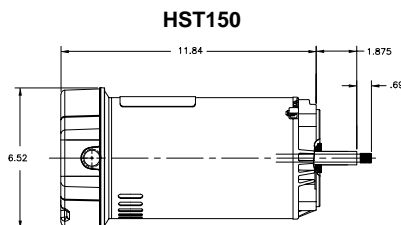
THP	RPM	Volts	Amps	Service Factor	Frame	Flange	Centurion PRO Stock Number	Century Cross Reference	Nidec/U.S. Motors Cross Reference	SN Tech Cross Reference
0.95	3450	115/230	12.2/6.1	1.0	48Y	Square	HSQ095	SQ1052 USQ1072	ESQ1052 EUSQ1072	C1304 C1244
1.25	3450	115/230	14.8/7.4	1.0	48Y	Square	HSQ125	SQ1072 USQ1102	ESQ1072 EUSQ1102	C1305 C1245
1.65	3450	115/230	18.8/9.4	1.0	48Y	Square	HSQ165	SQ1102 USQ1152	ESQ1102 EUSQ1152	C1306 C1246
2.20	3450	230	9.7	1.0	48Y	Square	HSQ220	SQ1152 USQ1202	ESQ1152 EUSQ1202	
2.60	3450	230	11.4	1.0	48Y	Square	HSQ260	SQ1202 USQ1252	ESQ1202 EUSQ1252	C1308 C1335
0.80	3450	115/230	10.8/5.4	1.0	48Y	Square	HST080	ST1052 UST1072	EST1052 EUST1072	C1098 C1321
1.10	3450	115/230	13.6/6.8	1.0	56J	C-Face	HST110	ST1072 UST1102	EST1072 EUST1102	C1099 C1318
1.50	3450	115/230	17.2/8.6	1.0	56J	C-Face	HST150	ST1102 UST1152	EST1102 EUST1152	C1100 C1319
1.25	3450	115/208-230	20.4/10.9-10.2	1.0	56J	C-Face	HST225	ST1152 UST1202	EST1152 EUST1202	C1101 C1320
1.75	3450	208-230	12.3-11.3	1.0	56J	C-Face	HST275	ST1202 UST1252	EST1202 EUST1252	C1102 C1149

Important:

- Total output (HP x service factor) of replacement motor must equal or exceed motor being replaced.
- The pool motors on this page are **NOT equipped with a Safety Vacuum Release System (SVRS)**. SVRS helps prevent drowning due to body entrapment on underwater drains. In some pool configurations, if a person's body covers the drain, the person can be trapped by suction. The SVRS turns off the pump if this occurs.

⚠ WARNING

Depending on your pool configuration, a SVRS may be required to meet local, state, and federal requirements.



For more information, visit

www.pool-motors.com



Recognized as a leading supplier of electric motors to the leisure water industry, Century thrives on bringing innovative, high quality pool and spa replacement pump motors like the new VGreen 165 to market. The highly anticipated VGreen 165 variable speed motor joins a growing Century lineup of premium efficiency ECM replacement pump motors. Fully featured, the entry level VGreen 165 incorporates durable TEFC construction with ECM technology to deliver premium energy efficiency of over 80 percent versus a standard single speed motor. Now energy conscious pool owners have an affordable replacement pump motor option that delivers the performance they demand with the programming flexibility they desire.




PROGRAMMING FLEXIBILITY

The VGreen 165 offers three variable speeds programmable from 600 to 3450 RPM, allowing users to easily identify and set the appropriate speeds to minimize energy consumption and lower the overall cost of pool ownership all while maintaining the proper pool environment. Pool size, the presence of additional water features, chemical maintenance needs, and environmental factors will impact the equation with every pool having unique requirements. The programming flexibility offered by the VGreen 165 makes it possible for pool owners to easily identify and adjust speed and duration settings necessary to maintain their pools and to maximize energy savings.

REPLACEMENT VERSATILITY

Available in both square flange and C-face configurations, the highly versatile VGreen 165 motor can be utilized in pool pump applications ranging from 1/2 to 1.65 total horsepower. Installation on most pumps regardless of manufacturer is as simple as replacing a standard single speed motor, with no additional wiring or plumbing required thanks to the VGreen motor's integrated user interface. Equipped with digital inputs, the VGreen 165 motor is even compatible with third party pool automation systems.



ADDITIONAL PREMIUM FEATURES & BENEFITS

- TEFC construction; UV/rain-proof enclosure> Premium construction for reliability and performance
- Freeze protection> Automatic at 39°F (if motor turned on)
- Reduced noise emissions> Meets FCC Part 15, Class B
- Manual override> No need to adjust programmed settings

www.pool-motors.com

What could possibly be better than relaxing in the pool?



Try Saving

Some Serious **GREEN!**


VGreen® 165

*Upgrade a pool motor now with the new VGreen 165 from Century® and save up to **80%** on energy cost.*



Distribution Marketing
1325 Heil Quaker Blvd.
LaVergne, TN 37086
PH: 866-887-5216
FAX: 800-468-2062

www.centuryelectricmotor.com

A Regal Brand

REGAL

www.regalbeloit.com