

## VS Series Retrofit Kits






### STANDARD FEATURES

- M7® Technology Equipped
- 1.325/5.5KW, 15" Heater Assembly
- Spaside Control & Adapter Plate Included
- 12V Light Assembly
- All Circuits Convertible to 120 or 240VAC
- Standard, Economy & Sleep Modes
- Component Cords
- Easy To Install & Service
- Installation Kit (see below)
- US and Canada UL Recognized

**Balboa® OEM**



BWG#   HQ#	Platform	Pump 1	Pump 2	Blower	Circ Pump*	Htr Wattage	Spaside
54219-Z   50-54219-Z	VS500Z	2 SPD	N/A	N/A	YES	5.5kW	
54220-Z   50-54220-Z	VS501Z	2 SPD	1 SPD** or BLOWER**		YES	5.5kW	<b>VL-200 Series LCD</b> 4.3"L x 1.6"H
54216-Z   50-54216-Z	VS500Z	2 SPD	N/A	N/A	YES	5.5kW	
54217-Z   50-54217-Z	VS501Z	2 SPD	1 SPD** or BLOWER**		YES	5.5kW	<b>VL-401 Series LCD</b> 6.3"L x 2.2"H
54218-Z   50-54218-Z	VS510SZ	2 SPD	1 SPD	1 SPD (12A)	YES	5.5kW	

\*\* Pump 2 OR Blower

### INSTALLATION KIT (Included)

Kit Includes:

- Spaside Control (see above)
- Spaside Label(s)
- Spaside Adapter Plate  
8.5"L x 4"H
- 60" Component Cords
- 2" Tailpieces w/Gaskets
- 12V Light Assembly



### SYSTEM SPECIFICATIONS

**ELECTRICAL INPUT SPECIFICATION:** SINGLE PHASE, 120/240VAC, 60HZ

**ELECTRICAL OUTPUT SPECIFICATION:**

CIRCUIT(S)	MAXIMUM AMPS
PUMP(S)	12A
BLOWER	12A
OZONE	1A
CIRCULATION PUMP	4A
LIGHT	1A
HEATER	23A

**\*REQUIRED FLOW RATE:**

25 GPM

**SYSTEM DIMENSIONS:**

15"W x 11"H x 5"D

**SHIPPING WEIGHT:**

18 LBS

**PACKAGING / SHIPPING :**

INDIVIDUAL  
FOB CORONA, CA 92880